

**Appendix G**  
**Air Quality Monitoring Results**

**24-hour TSP Monitoring Results at Station E-A14a (Block B, Merit Industrial Centre)**

Date	Weather Condition	Air Temp. (°C)	Atmospheric Pressure (hPa)	Flow Rate (m <sup>3</sup> /min.)		Av. flow (m <sup>3</sup> /min)	Total vol. (m <sup>3</sup> )	Filter Weight (g)		Particulate weight(g)	Elapse Time		Sampling Time(hrs.)	Conc. (µg/m <sup>3</sup> )
				Initial	Final			Initial	Final		Initial	Final		
3-Nov-21	Sunny	27.4	1016.7	1.34	1.34	1.34	1925.3	2.6427	2.7557	0.1130	11922.36	11946.36	24.00	58.7
9-Nov-21	Sunny	19.5	1019.3	1.34	1.34	1.34	1925.3	2.7918	2.8910	0.0992	11946.36	11970.36	24.00	51.5
15-Nov-21	Fine	22.1	1017.2	1.34	1.34	1.34	1925.3	2.6525	2.6996	0.0471	11970.36	11994.36	24.00	24.5
20-Nov-21	Fine	26.1	1012.9	1.34	1.34	1.34	1925.3	2.6687	2.7953	0.1266	11994.36	12018.36	24.00	65.8
26-Nov-21	Sunny	21.6	1018.4	1.34	1.34	1.34	1925.3	2.6762	2.7740	0.0978	12018.36	12042.36	24.00	50.8
													<b>Average</b>	<b>50.2</b>
													<b>Minimum</b>	<b>24.5</b>
													<b>Maximum</b>	<b>65.8</b>

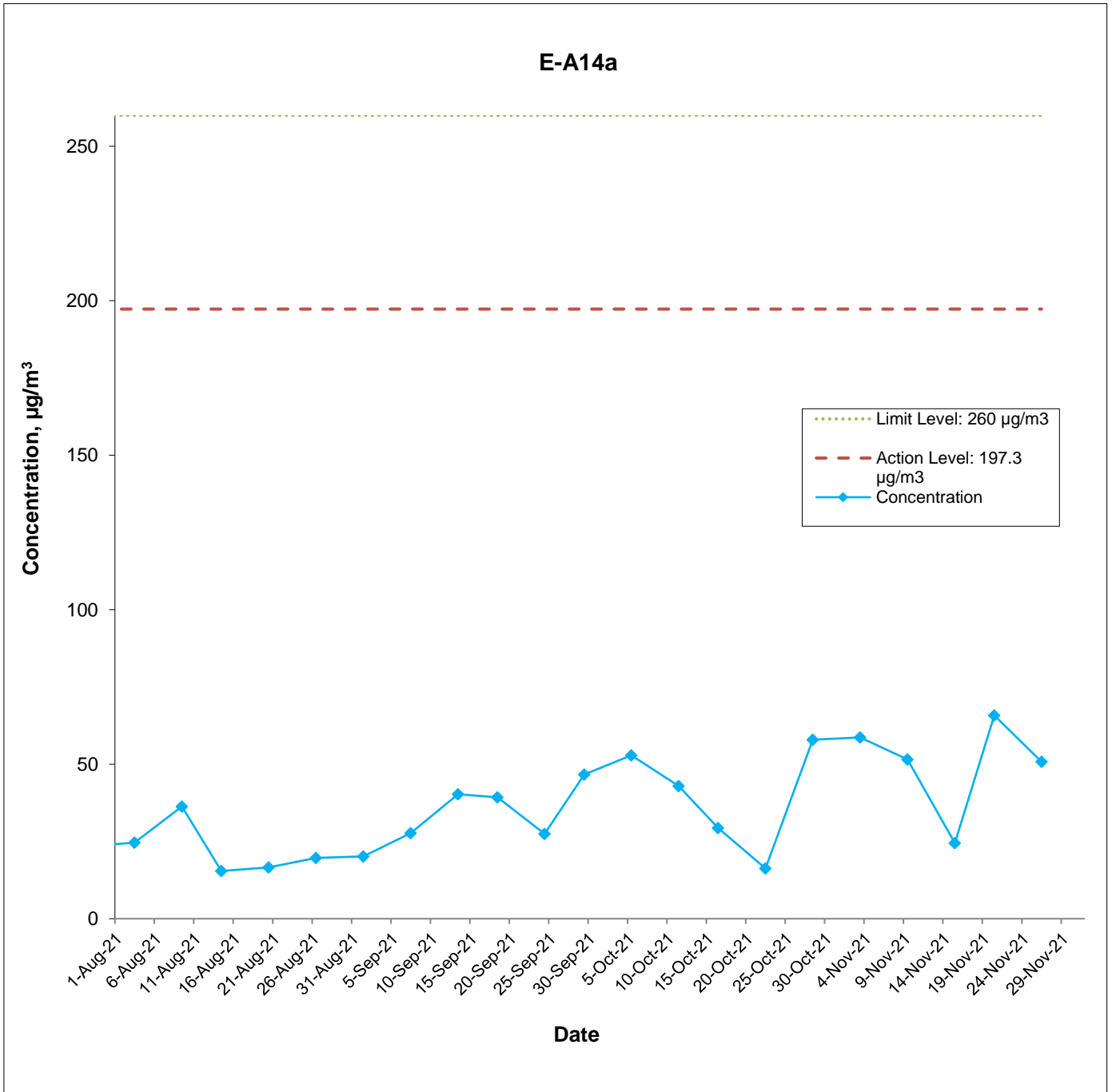
# Appendix G

## Air Quality Monitoring Results

### 1-hour TSP Monitoring Results at Station E-A14a (Block B, Merit Industrial Centre)

Date	Start Time (hh:mm)	Weather Condition	1st Hour	2nd Hour	3rd Hour
			Conc. ( $\mu\text{g}/\text{m}^3$ )	Conc. ( $\mu\text{g}/\text{m}^3$ )	Conc. ( $\mu\text{g}/\text{m}^3$ )
3-Nov-21	10:05	Sunny	52.1	51.1	53.0
9-Nov-21	10:05	Sunny	53.3	52.7	52.4
15-Nov-21	16:05	Fine	53.4	53.7	52.4
20-Nov-21	13:25	Fine	62.2	61.5	61.1
26-Nov-21	14:00	Sunny	64.4	66.1	63.9
				Average	56.9
				Min	51.1
				Max	66.1

### E-A14a



This Drawing has been prepared for the use of AECOM's client. It may not be used, modified, reproduced or relied upon by third parties, except as agreed by AECOM or as required by law. AECOM accepts no responsibility, and denies any liability whatsoever, to any party that uses or relies on this drawing without AECOM's express written consent.

Central Kowloon Route - Kai Tak West (Contract No. HY/2014/07)

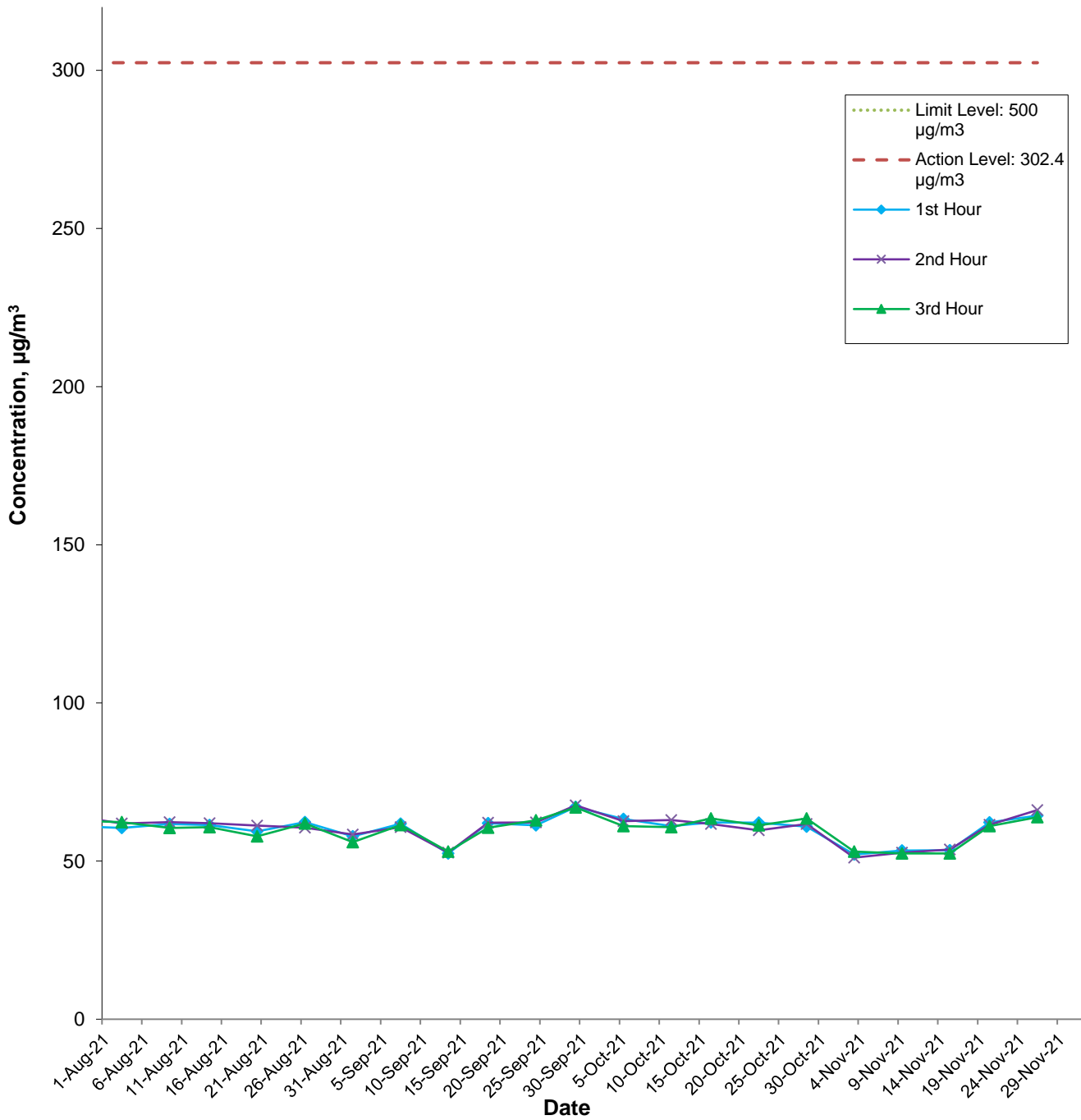


Graphical Presentation of Impact 24-hour TSP Monitoring Results

Date: December 2021

Appendix G

### E-A14a



This Drawing has been prepared for the use of AECOM's client. It may not be used, modified, reproduced or relied upon by third parties, except as agreed by AECOM or as required by law. AECOM accepts no responsibility, and denies any liability whatsoever, to any party that uses or relies on this drawing without AECOM's express written consent.

Central Kowloon Route - Kai Tak West (Contract No. HY/2014/07)



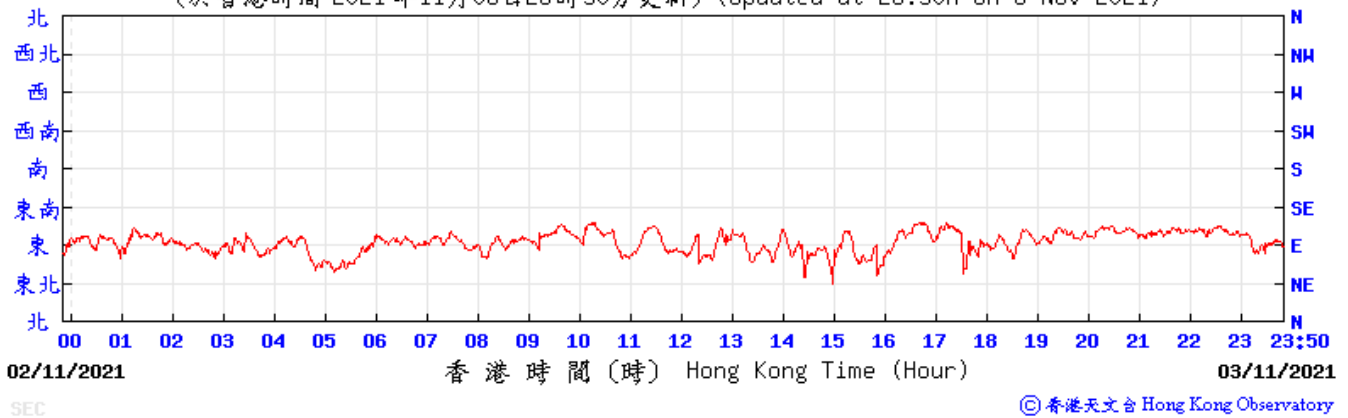
### Graphical Presentation of Impact 1-hour TSP Monitoring Results

Date: December 2021

Appendix G

# Data of Wind Direction Extracted from Kai Tak Wind Station of the Hong Kong Observatory

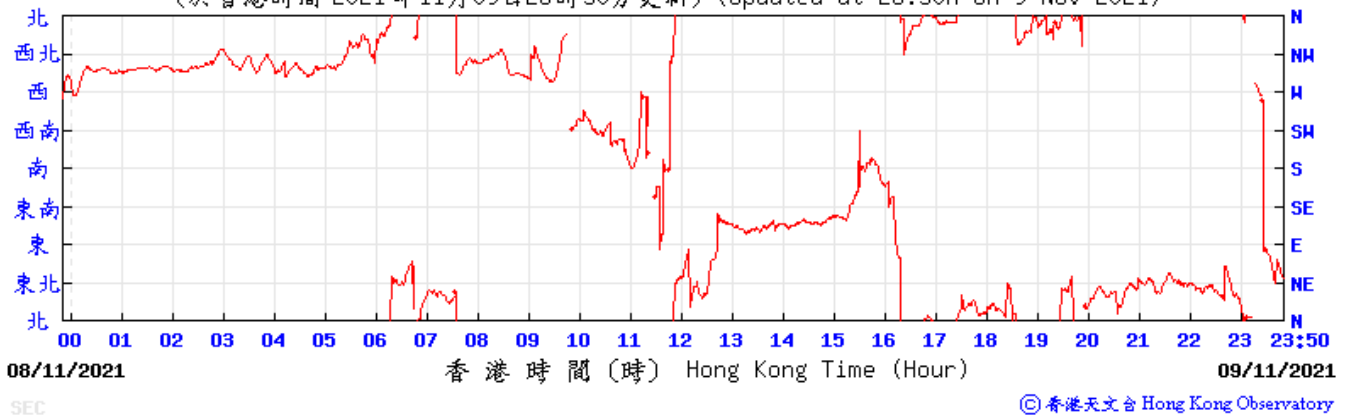
(於香港時間 2021年11月03日23時50分更新) (Updated at 23:50H on 3 Nov 2021)



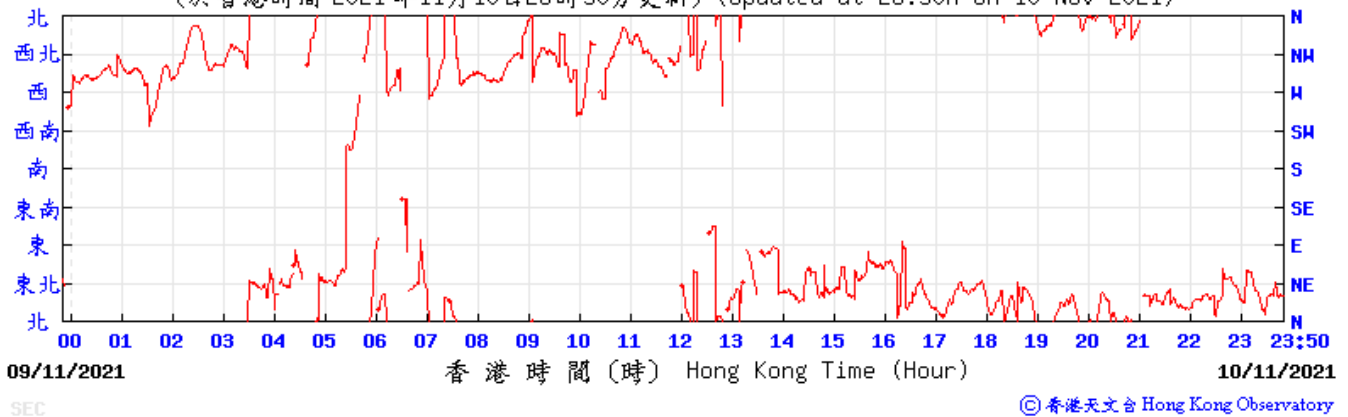
(於香港時間 2021年11月04日23時50分更新) (Updated at 23:50H on 4 Nov 2021)



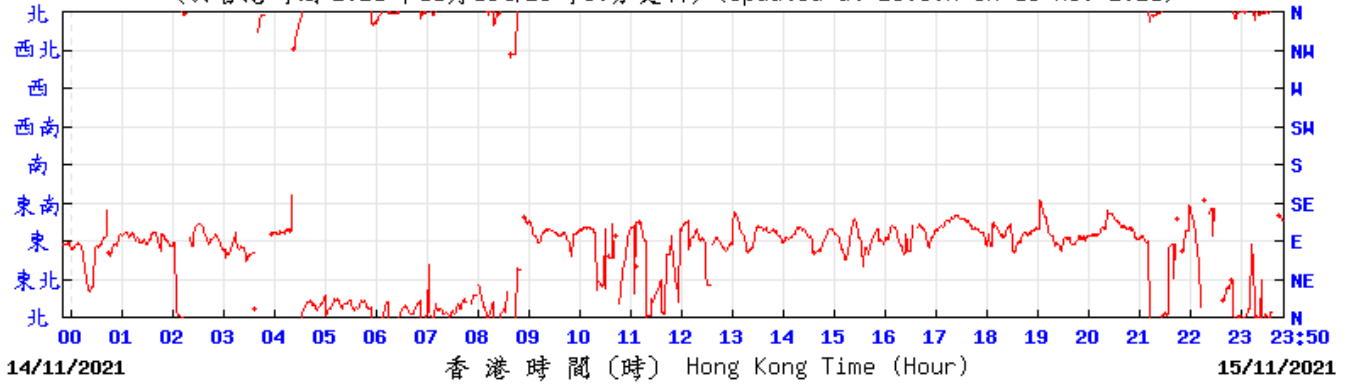
(於香港時間 2021年11月09日23時50分更新) (Updated at 23:50H on 9 Nov 2021)



(於香港時間 2021年11月10日23時50分更新) (Updated at 23:50H on 10 Nov 2021)



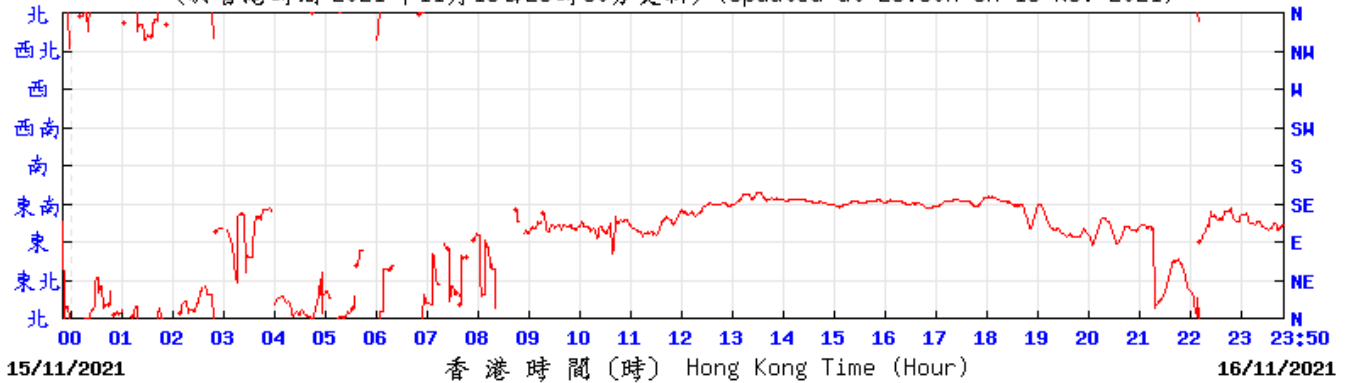
(於香港時間 2021年11月15日23時50分更新) (Updated at 23:50H on 15 Nov 2021)



SEC

© 香港天文台 Hong Kong Observatory

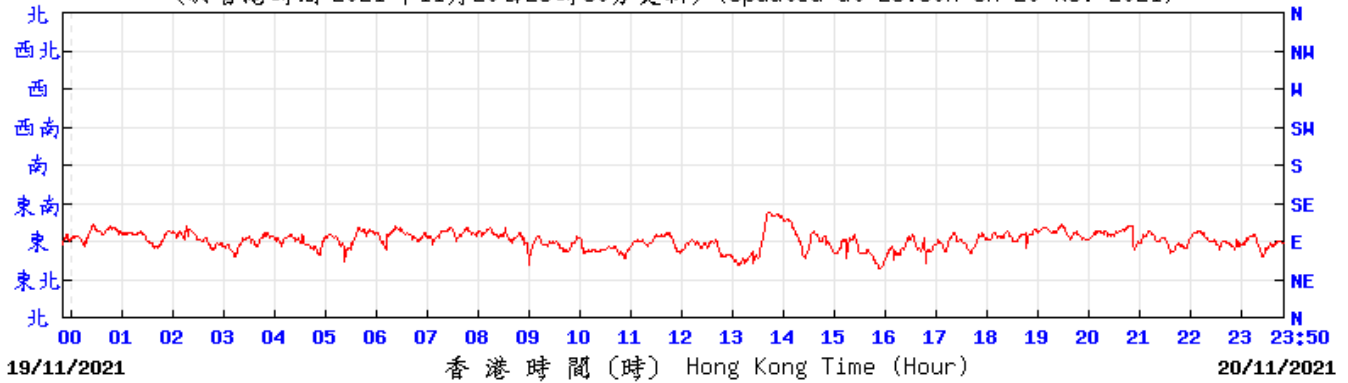
(於香港時間 2021年11月16日23時50分更新) (Updated at 23:50H on 16 Nov 2021)



SEC

© 香港天文台 Hong Kong Observatory

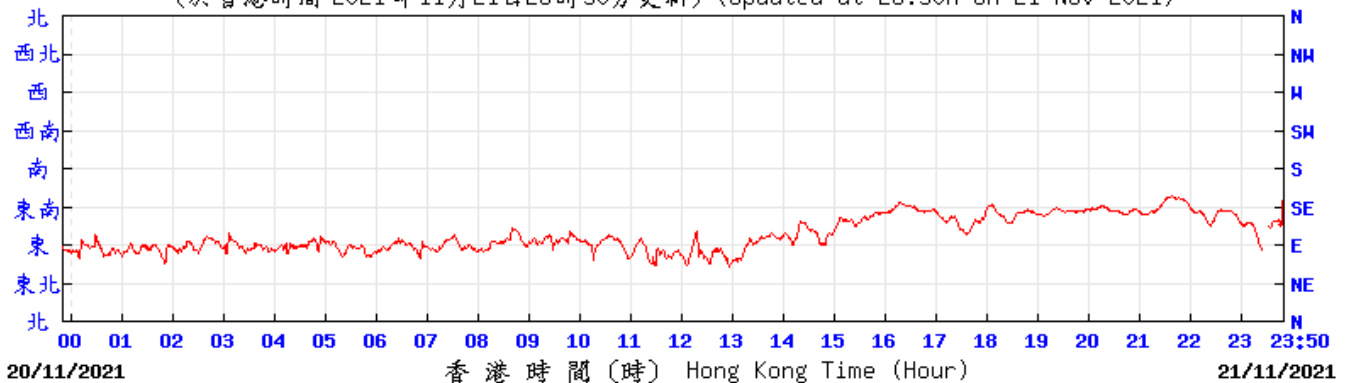
(於香港時間 2021年11月20日23時50分更新) (Updated at 23:50H on 20 Nov 2021)



SEC

© 香港天文台 Hong Kong Observatory

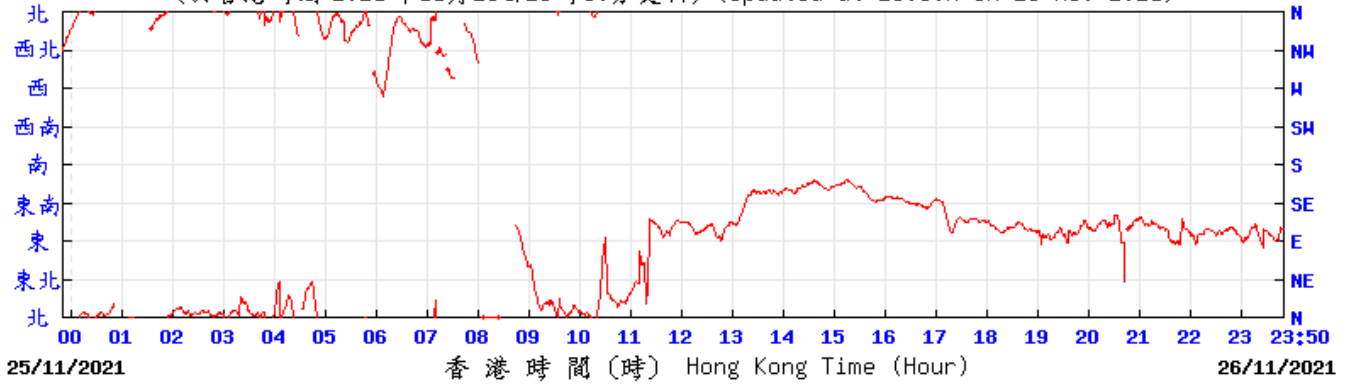
(於香港時間 2021年11月21日23時50分更新) (Updated at 23:50H on 21 Nov 2021)



SEC

© 香港天文台 Hong Kong Observatory

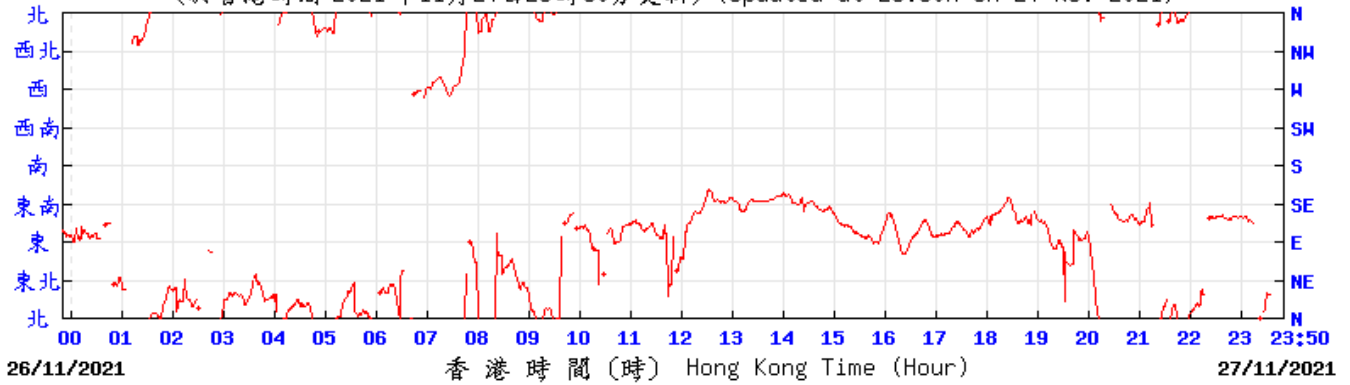
(於香港時間 2021年11月26日23時50分更新) (Updated at 23:50H on 26 Nov 2021)



SEC

© 香港天文台 Hong Kong Observatory

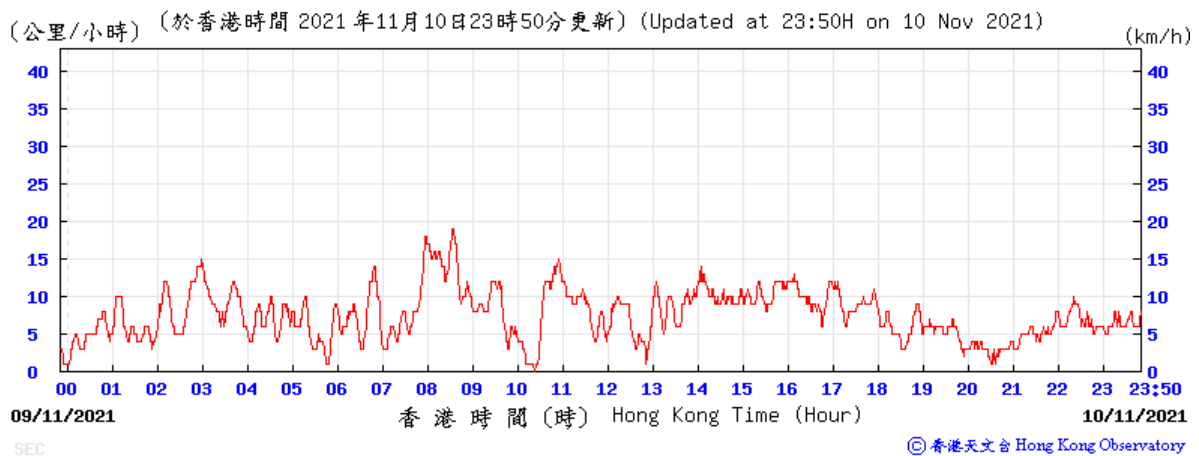
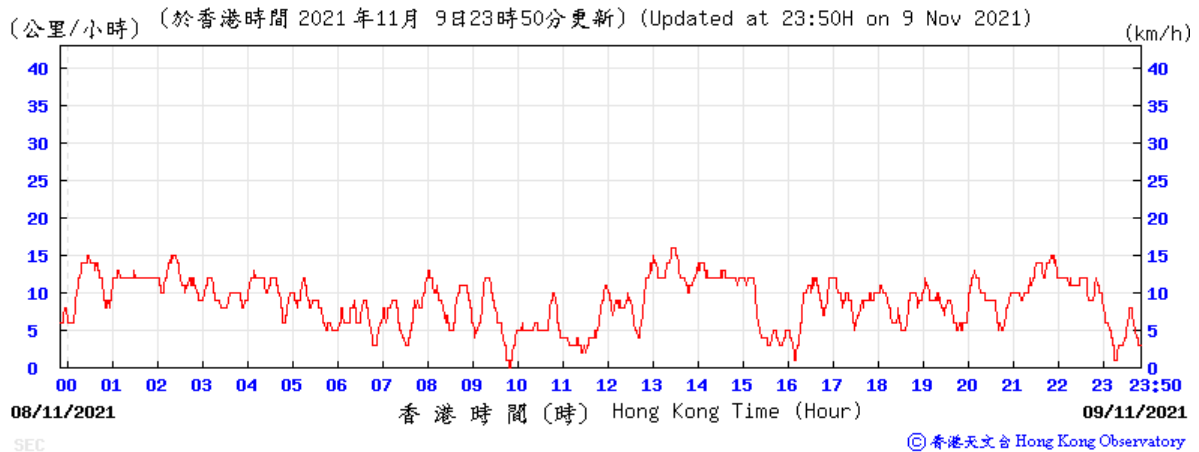
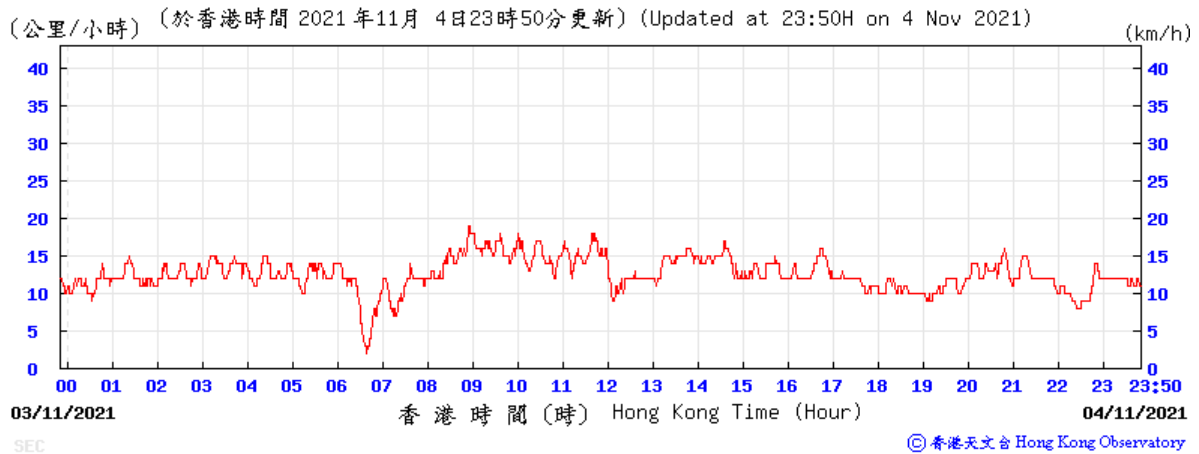
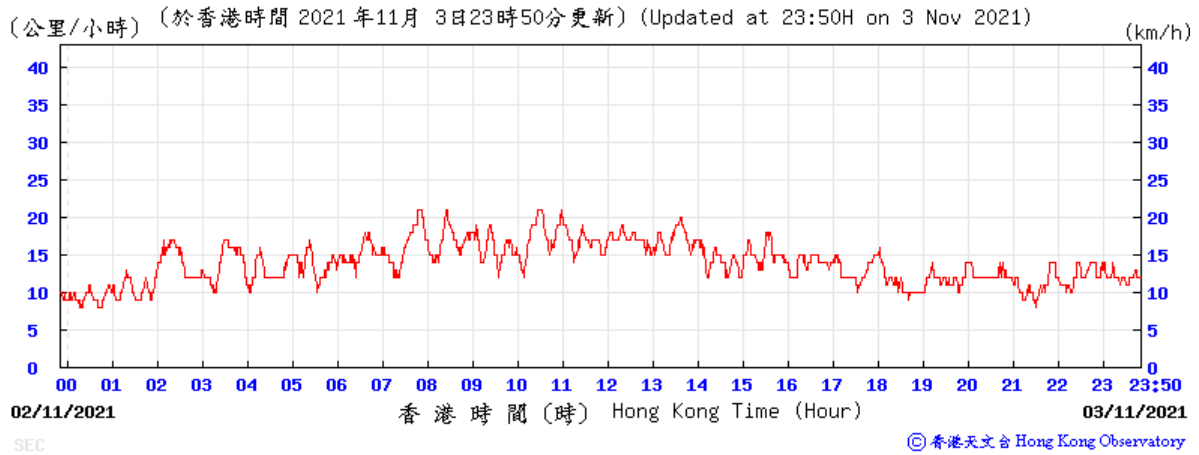
(於香港時間 2021年11月27日23時50分更新) (Updated at 23:50H on 27 Nov 2021)



SEC

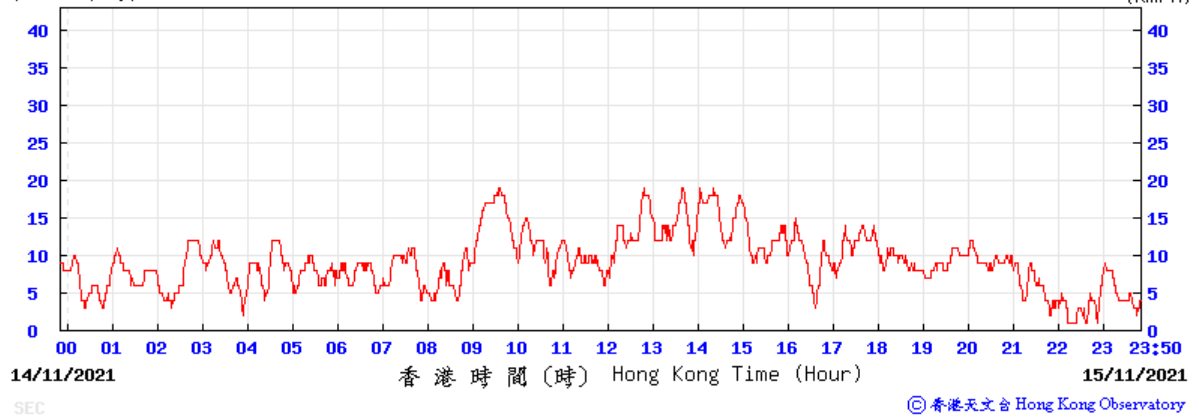
© 香港天文台 Hong Kong Observatory

## Data of Wind Speed Extracted from Kai Tak Wind Station of the Hong Kong Observatory

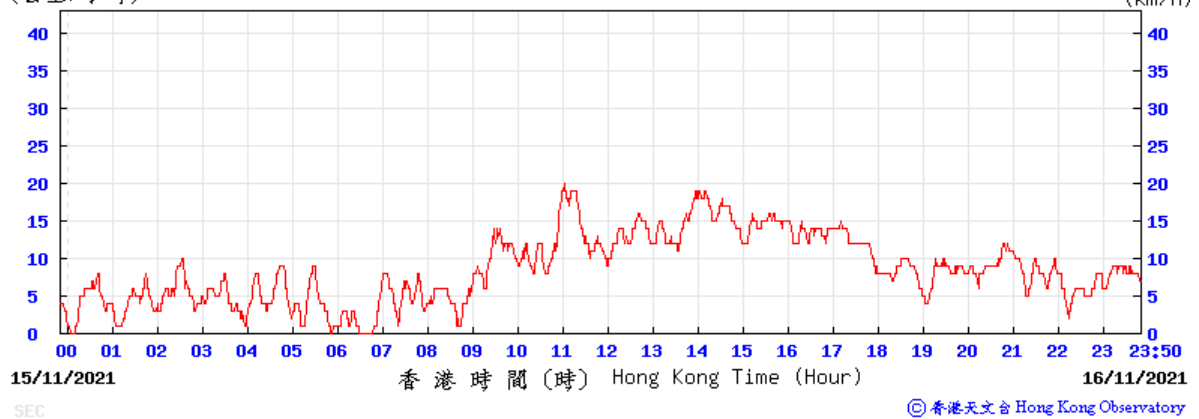




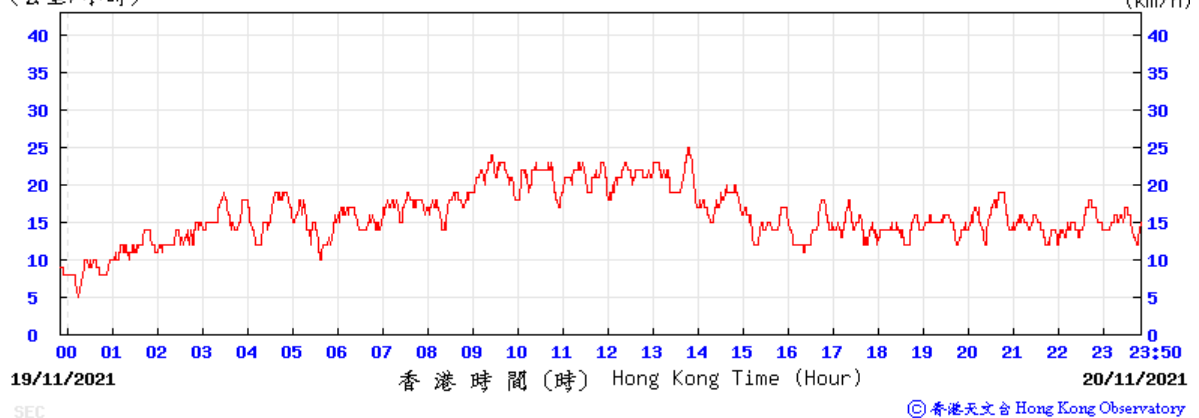
(公里/小時) (於香港時間 2021 年11月15日23時50分更新) (Updated at 23:50H on 15 Nov 2021)



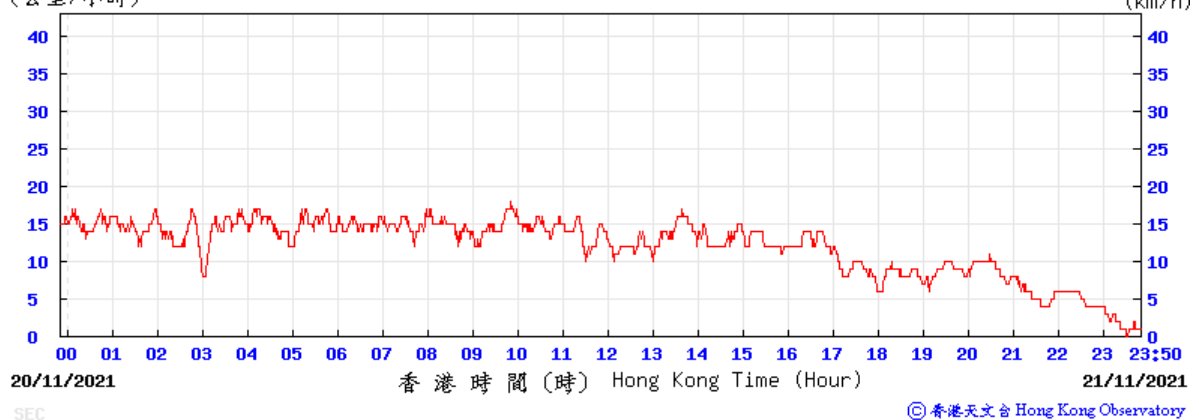
(公里/小時) (於香港時間 2021 年11月16日23時50分更新) (Updated at 23:50H on 16 Nov 2021)



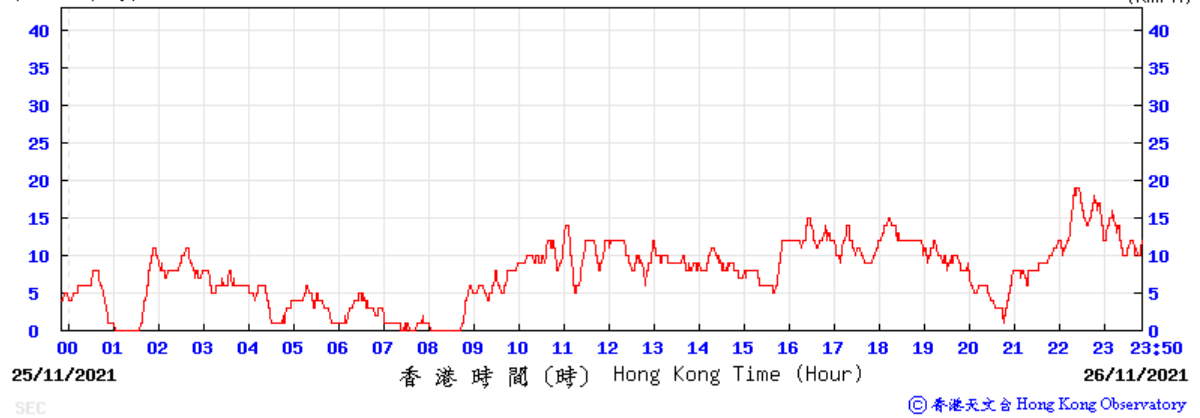
(公里/小時) (於香港時間 2021 年11月20日23時50分更新) (Updated at 23:50H on 20 Nov 2021)



(公里/小時) (於香港時間 2021 年11月21日23時50分更新) (Updated at 23:50H on 21 Nov 2021)



(公里/小時) (於香港時間 2021 年11月26日23時50分更新) (Updated at 23:50H on 26 Nov 2021)



(公里/小時) (於香港時間 2021 年11月27日23時50分更新) (Updated at 23:50H on 27 Nov 2021)

