

AECOM Asia Company Limited
Tisch TSP Mass Flow Controlled High Volume Air Sampler
Field Calibration Report

Station	Block B, Merit Industrial Centre (E-A14a)	Operator:	Shum Kam Yuen
Cal. Date:	24/4/2025	Next Due Date:	24/6/2025
Model No.:	TE-5170	Serial No.	10280
Equipment No.:	A-001-15T		

Ambient Condition			
Temperature, Ta (K)	303.0	Pressure, Pa (mmHg)	766.8

Orifice Transfer Standard Information					
Serial No:	843	Slope, mc	2.00986	Intercept, bc	-0.0218
Last Calibration Date:	7-Jan-25	$mc \times Qstd + bc = [H \times (Pa/760) \times (298/Ta)]^{1/2}$			
Next Calibration Date:	7-Jan-26				

Calibration of TSP Sampler					
Resistance Plate No.	Orifice			HVS Flow Recorder	
	DH (orifice), in. of water	$[DH \times (Pa/760) \times (298/Ta)]^{1/2}$	Qstd (m ³ /min) X - axis	Flow Recorder Reading (CFM)	Continuous Flow Recorder Reading IC (CFM) Y-axis
18	7.6	2.75	1.38	49.0	48.81
13	6.4	2.52	1.26	42.0	41.84
10	5.2	2.27	1.14	36.0	35.86
7	4.2	2.04	1.03	32.0	31.88
5	3.2	1.78	0.90	25.0	24.90

By Linear Regression of Y on X

Slope , mw = 48.2316 Intercept, bw = -18.3932

Correlation Coefficient* = 0.9965

*If Correlation Coefficient < 0.990, check and recalibrate.

Set Point Calculation	
From the TSP Field Calibration Curve, take Qstd = 1.30m ³ /min	
From the Regression Equation, the "Y" value according to	
$mw \times Qstd + bw = IC \times [(Pa/760) \times (298/Ta)]^{1/2}$	
Therefore, Set Point; IC = (mw x Qstd + bw) x [(760 / Pa) x (Ta / 298)] ^{1/2} =	<u>44.48</u>

Remarks: _____

Certificate of Calibration

Calibration Certification Information

Cal. Date: January 7, 2025 Rootsmer S/N: 438320 Ta: 293 °K
 Operator: Jim Tisch Pa: 759.0 mm Hg
 Calibration Model #: TE-5025A Calibrator S/N: **0843**

Run	Vol. Init (m3)	Vol. Final (m3)	ΔVol. (m3)	ΔTime (min)	ΔP (mm Hg)	ΔH (in H2O)
1	1	2	1	1.4050	3.2	2.00
2	3	4	1	0.9940	6.4	4.00
3	5	6	1	0.8870	7.9	5.00
4	7	8	1	0.8460	8.7	5.50
5	9	10	1	0.6990	12.7	8.00

Data Tabulation

Vstd (m3)	Qstd (x-axis)	$\sqrt{\Delta H \left(\frac{Pa}{Pstd} \right) \left(\frac{Tstd}{Ta} \right)}$ (y-axis)	Va	Qa (x-axis)	$\sqrt{\Delta H \left(\frac{Ta}{Pa} \right)}$ (y-axis)
1.0114	0.7198	1.4252	0.9958	0.7087	0.8787
1.0071	1.0132	2.0156	0.9916	0.9976	1.2427
1.0051	1.1331	2.2535	0.9896	1.1157	1.3893
1.0040	1.1868	2.3635	0.9885	1.1685	1.4572
0.9987	1.4287	2.8505	0.9833	1.4067	1.7574
QSTD	m=	2.00986	QA	m=	1.25854
	b=	-0.02180		b=	-0.01344
	r=	1.00000		r=	1.00000

Calculations

Vstd=	$\Delta Vol \left(\frac{Pa - \Delta P}{Pstd} \right) \left(\frac{Tstd}{Ta} \right)$	Va=	$\Delta Vol \left(\frac{Pa - \Delta P}{Pa} \right)$
Qstd=	Vstd/ΔTime	Qa=	Va/ΔTime
For subsequent flow rate calculations:			
Qstd= $1/m \left(\left(\sqrt{\Delta H \left(\frac{Pa}{Pstd} \right) \left(\frac{Tstd}{Ta} \right)} \right) - b \right)$		Qa= $1/m \left(\left(\sqrt{\Delta H \left(\frac{Ta}{Pa} \right)} \right) - b \right)$	

Standard Conditions

Tstd:	298.15 °K
Pstd:	760 mm Hg
Key	
ΔH: calibrator manometer reading (in H2O)	
ΔP: rootsmer manometer reading (mm Hg)	
Ta: actual absolute temperature (°K)	
Pa: actual barometric pressure (mm Hg)	
b: intercept	
m: slope	

RECALIBRATION

US EPA recommends annual recalibration per 1998 40 Code of Federal Regulations Part 50 to 51, Appendix B to Part 50, Reference Method for the Determination of Suspended Particulate Matter in the Atmosphere, 9.2.17, page 30

EQUIPMENT CALIBRATION RECORD

Type: Laser Dust Monitor
Manufacturer/Brand: SIBATA
Model No.: LD-3
Equipment No.: A.005.11a
Sensitivity Adjustment Scale Setting: 799 CPM

Operator: WS CHAN

Standard Equipment

Equipment: High Volume Sampler
Venue: Ma Wan Chung Village
Model No.: TE-5170
Serial No.: 5008
Last Calibration Date: 27-Jun-24

Calibration Result

Sensitivity Adjustment Scale Setting (Before Calibration): 799 CPM
Sensitivity Adjustment Scale Setting (After Calibration): 799 CPM

Hour	Date (dd/mm/yy)	Time	Ambient Condition		Concentration ^① (mg/m ³) Y-axis	Total Count ^②	Count/ Minute ^③ X-axis
			Temp (°C)	R.H.(%)			
1	09/08/24	9:00-10:00	33.0	76	0.1280	5150	85.83
2	09/08/24	10:20-11:20	33.0	76	0.0615	2645	44.08
3	09/08/24	13:00-14:00	33.0	76	0.1590	5945	99.08

Note: ① Monitoring data was measured by High Volume Sampler
② Total Count was logged by Laser Dust Monitor
③ Count/minute was calculated by (Total Count/60)

By Linear Regression of Y on X

Slope (K-factor): 0.0015
Correlation coefficient: 0.9978

Validity of Calibration Record: 9-Aug-25

Remarks:

QC Reviewer: Y.W. Fung

Signature: 

Date: 9-Aug-24

EQUIPMENT CALIBRATION RECORD

Type: Laser Dust Monitor
Manufacturer/Brand: SIBATA
Model No.: LD-3B
Equipment No.: A.005.13a
Sensitivity Adjustment Scale Setting: 643 CPM

Operator: WS CHAN

Standard Equipment

Equipment: High Volume Sampler
Venue: Ma Wan Chung Village
Model No.: TE-5170
Serial No.: 5008
Last Calibration Date: 27-Jun-24

Calibration Result

Sensitivity Adjustment Scale Setting (Before Calibration): 643 CPM
Sensitivity Adjustment Scale Setting (After Calibration): 643 CPM

Hour	Date (dd/mm/yy)	Time	Ambient Condition		Concentration ^① (mg/m3) Y-axis	Total Count ^②	Count/ Minute ^③ X-axis
			Temp (°C)	R.H.(%)			
1	09/08/24	9:00-10:00	33.0	76	0.128	5325	88.75
2	09/08/24	10:20-11:20	33.0	76	0.062	2650	44.17
3	09/08/24	13:00-14:00	33.0	76	0.159	6120	102.00

Note: ① Monitoring data was measured by High Volume Sampler
② Total Count was logged by Laser Dust Monitor
③ Count/minute was calculated by (Total Count/60)

By Linear Regression of Y on X

Slope (K-factor): 0.0015
Correlation coefficient: 0.9981

Validity of Calibration Record: 9-Aug-25

Remarks:

QC Reviewer: Y.W. Fung

Signature: 

Date: 9-Aug-24

EQUIPMENT CALIBRATION RECORD

Type: Laser Dust Monitor
 Manufacturer/Brand: SIBATA
 Model No.: LD-3B
 Equipment No.: A.005.16a
 Sensitivity Adjustment Scale Setting: 521 CPM

Operator: WS CHAN

Standard Equipment

Equipment: High Volume Sampler
 Venue: Ma Wan Chung Village
 Model No.: TE-5170
 Serial No.: 5008
 Last Calibration Date: 27-Jun-24

Calibration Result

Sensitivity Adjustment Scale Setting (Before Calibration): 521 CPM
 Sensitivity Adjustment Scale Setting (After Calibration): 521 CPM

Hour	Date (dd/mm/yy)	Time	Ambient Condition		Concentration① (mg/m3) Y-axis	Total Count②	Count/ Minute③ X-axis
			Temp (°C)	R.H.(%)			
1	09/08/24	9:00-10:00	33.0	76	0.128	5110	85.17
2	09/08/24	10:20-11:20	33.0	76	0.062	2645	44.08
3	09/08/24	13:00-14:00	33.0	76	0.159	5942	99.03

Note: ① Monitoring data was measured by High Volume Sampler
 ② Total Count was logged by Laser Dust Monitor
 ③ Count/minute was calculated by (Total Count/60)

By Linear Regression of Y on X

Slope (K-factor): 0.0015
 Correlation coefficient: 0.998

Validity of Calibration Record: 9-Aug-25

Remarks:

QC Reviewer: Y.W. Fung

Signature: 

Date: 9-Aug-24



CERTIFICATE OF CALIBRATION

Certificate No.: 24CA1031 03-04

Page: 1 of 2

Item tested

Description: Acoustical Calibrator (Class 1)
Manufacturer: MVI
Type/Model No.: CAL21
Serial/Equipment No.: 34113610(2011) / N.004.11
Adaptors used: Yes (BAC21)

Item submitted by

Customer: AECOM ASIA CO., LTD.
Address of Customer: -
Request No.: -
Date of receipt: 31-Oct-2024

Date of test: 06-Nov-2024

Reference equipment used in the calibration

Description:	Model:	Serial No.	Expiry Date:	Traceable to:
Lab standard microphone	B&K 4180	3257888	30-Jul-2025	SCL
Preamplifier	B&K 2673	3353200	29-Jun-2025	CEPREI
Measuring amplifier	B&K 2610	2346941	27-Jun-2025	CEPREI
Signal generator	DS 360	33873	06-Mar-2025	CEPREI
Digital multi-meter	34401A	US36087050	20-Jun-2025	CEPREI
Audio analyzer	8903B	GB41300350	19-Jun-2025	CEPREI
Universal counter	53132A	MY40003662	26-Jun-2025	CEPREI

Ambient conditions

Temperature: 21 ± 1 °C
Relative humidity: 55 ± 10 %
Air pressure: 1005 ± 5 hPa

Test specifications


- The Sound Calibrator has been calibrated in accordance with the requirements as specified in IEC 60942 1997 Annex B and the lab calibration procedure SMTP004-CA-156.
- The calibrator was tested with its axis vertical facing downwards at the specific frequency using insert voltage technique.
- The results are rounded to the nearest 0.01 dB and 0.1 Hz and have not been corrected for variations from a reference pressure of 1013.25 hectoPascals as the maker's information indicates that the instrument is insensitive to pressure changes.

Test results

This is to certify that the sound calibrator conforms to the requirements of annex B of IEC 60942: 1997 for the conditions under which the test was performed. This does not imply that the sound calibrator meets IEC 60942 under any other conditions.


Details of the performed measurements are presented on page 2 of this certificate.

Approved Signatory:


Feng Junqi

Date: 07-Nov-2024

Company Chop:



Comments: The results reported in this certificate refer to the condition of the instrument on the date of calibration and carry no implication regarding the long-term stability of the instrument. The results apply to the item as received.



CERTIFICATE OF CALIBRATION

Certificate No.: 25CA0408 03-03

Page: 1 of 2

Item tested

Description: Acoustical Calibrator (Class 1)
Manufacturer: Rion Co., Ltd.
Type/Model No.: NC-74
Serial/Equipment No.: 34246490
Adaptors used: -

Item submitted by

Customer: AECOM
Address of Customer: -
Request No.: -
Date of receipt: 08-Apr-2025

Date of test: 10-Apr-2025

Reference equipment used in the calibration

Description:	Model:	Serial No.	Expiry Date:	Traceable to:
Lab standard microphone	B&K 4180	3257888	30-Jul-2025	SCL
Preamplifier	B&K 2673	3353200	29-Jun-2025	CEPREI
Measuring amplifier	B&K 2610	2346941	27-Jun-2025	CEPREI
Signal generator	DS 360	61227	24-Feb-2026	CEPREI
Digital multi-meter	34401A	US36087050	20-Jun-2025	CEPREI
Audio analyzer	8903B	GB41300350	19-Jun-2025	CEPREI
Universal counter	53132A	MY40003662	26-Jun-2025	CEPREI

Ambient conditions

Temperature: (20.8~21.3) °C
Relative humidity: (55 ± 10) %
Air pressure: (1010 ± 5) hPa

Test specifications


- 1, The Sound Calibrator has been calibrated in accordance with the requirements as specified in IEC 60942 1997 Annex B and the lab calibration procedure SMTP004-CA-156.
- 2, The calibrator was tested with its axis vertical facing downwards at the specific frequency using insert voltage technique.
- 3, The results are rounded to the nearest 0.01 dB and 0.1 Hz and have not been corrected for variations from a reference pressure of 1013.25 hectoPascals as the maker's information indicates that the instrument is insensitive to pressure changes.

Test results

This is to certify that the sound calibrator conforms to the requirements of annex B of IEC 60942: 1997 for the conditions under which the test was performed. This does not imply that the sound calibrator meets IEC 60942 under any other conditions.

Details of the performed measurements are presented on page 2 of this certificate.

Approved Signatory:


Feng Junqi

Date: 11-Apr-2025

Company Chop:



Comments: The results reported in this certificate refer to the condition of the instrument on the date of calibration and carry no implication regarding the long-term stability of the instrument. The results apply to the item as received.



CERTIFICATE OF CALIBRATION

Certificate No.: 25CA0416 02-02**Page:** 1 of 2**Item tested**

Description: Acoustical Calibrator (Class 1)
Manufacturer: B & K
Type/Model No.: 4231
Serial/Equipment No.: 3006428
Adaptors used: -

Item submitted by

Customer: AECOM
Address of Customer: -
Request No.: -
Date of receipt: 16-Apr-2025

Date of test: 30-Apr-2025**Reference equipment used in the calibration**

Description:	Model:	Serial No.	Expiry Date:	Traceable to:
Lab standard microphone	B&K 4180	3257888	30-Jul-2025	SCL
Preamplifier	B&K 2673	3353200	29-Jun-2025	CEPREI
Measuring amplifier	B&K 2610	2346941	27-Jun-2025	CEPREI
Signal generator	DS 360	61227	24-Feb-2026	CEPREI
Digital multi-meter	34401A	US36087050	22-Apr-2026	CEPREI
Audio analyzer	8903B	GB41300350	19-Jun-2025	CEPREI
Universal counter	53132A	MY40003662	26-Jun-2025	CEPREI

Ambient conditions

Temperature: (20.7~20.9)°C
Relative humidity: (56.6~57.2)%RH
Air pressure: (1010 ± 5) hPa


Test specifications

- 1, The Sound Calibrator has been calibrated in accordance with the requirements as specified in IEC 60942 1997 Annex B and the lab calibration procedure SMTP004-CA-156.
- 2, The calibrator was tested with its axis vertical facing downwards at the specific frequency using insert voltage technique.
- 3, The results are rounded to the nearest 0.01 dB and 0.1 Hz and have not been corrected for variations from a reference pressure of 1013.25 hectoPascals as the maker's information indicates that the instrument is insensitive to pressure changes.

Test results

This is to certify that the sound calibrator conforms to the requirements of annex B of IEC 60942: 1997 for the conditions under which the test was performed. This does not imply that the sound calibrator meets IEC 60942 under any other conditions.

Details of the performed measurements are presented on **page 2** of this certificate.

Approved Signatory:
Feng Junqi**Date:** 02-May-2025**Company Chop:**

Comments: The results reported in this certificate refer to the condition of the instrument on the date of calibration and carry no implication regarding the long-term stability of the instrument.



CERTIFICATE OF CALIBRATION

Certificate No.: 24CA1031 03-01

Page 1 of 2

Item tested

Description:	Sound Level Meter (Class 1)	Microphone	Preamp
Manufacturer:	B & K	B & K	B & K
Type/Model No.:	2250	4189	ZC0032
Serial/Equipment No.:	3001291/ N011.05	3005374	31351
Adaptors used:	-	-	-

Item submitted by

Customer Name:	AECOM ASIA CO LIMITED
Address of Customer:	-
Request No.:	-
Date of receipt:	31-Oct-2024

Date of test: 06-Nov-2024

Reference equipment used in the calibration

Description:	Model:	Serial No.	Expiry Date:	Traceable to:
Multi function sound calibrator	B&K 4226	2288444	28-Aug-2025	CIGISMEC
Signal generator	DS 360	33873	06-Mar-2025	CEPREI

Ambient conditions

Temperature:	21 ± 1 °C
Relative humidity:	55 ± 10 %
Air pressure:	1005 ± 5 hPa

Test specifications

- 1, The Sound Level Meter has been calibrated in accordance with the requirements as specified in BS 7580: Part 1: 1997 and the lab calibration procedure SMTP004-CA-152.
- 2, The electrical tests were performed using an electrical signal substituted for the microphone which was removed and replaced by an equivalent capacitance within a tolerance of ±20%.
- 3, The acoustic calibration was performed using an B&K 4226 sound calibrator and corrections was applied for the difference between the free-field and pressure responsiveness of the Sound Level Meter.


Test results

This is to certify that the Sound Level Meter conforms to BS 7580: Part 1: 1997 for the conditions under which the test was performed.

Details of the performed measurements are presented on page 2 of this certificate.

Actual Measurement data are documented on worksheets.

Approved Signatory:



Feng Junqi

Date: 07-Nov-2024

Company Chop:



Comments: The results reported in this certificate refer to the condition of the instrument on the date of calibration and carry no implication regarding the long-term stability of the instrument. The results apply to the item as received.



CERTIFICATE OF CALIBRATION

Certificate No.: 24CA1031 03-02

Page 1 of 2

Item tested

Description:	Sound Level Meter (Class 1)	Microphone	Preamp
Manufacturer:	B & K	B & K	B & K
Type/Model No.:	2270	4189	ZC0032
Serial/Equipment No.:	3007965	2846461	17965
Adaptors used:	-	-	-

Item submitted by

Customer Name:	AECOM ASIA CO LIMITED
Address of Customer:	-
Request No.:	-
Date of receipt:	31-Oct-2024

Date of test: 06-Nov-2024

Reference equipment used in the calibration

Description:	Model:	Serial No.	Expiry Date:	Traceable to:
Multi function sound calibrator	B&K 4226	2288444	28-Aug-2025	CIGISMEC
Signal generator	DS 360	33873	06-Mar-2025	CEPREI

Ambient conditions

Temperature:	21 ± 1 °C
Relative humidity:	55 ± 10 %
Air pressure:	1005 ± 5 hPa

Test specifications

- 1, The Sound Level Meter has been calibrated in accordance with the requirements as specified in BS 7580: Part 1: 1997 and the lab calibration procedure SMTP004-CA-152.
- 2, The electrical tests were performed using an electrical signal substituted for the microphone which was removed and replaced by an equivalent capacitance within a tolerance of ±20%.
- 3, The acoustic calibration was performed using an B&K 4226 sound calibrator and corrections was applied for the difference between the free-field and pressure responsiveness of the Sound Level Meter.


Test results

This is to certify that the Sound Level Meter conforms to BS 7580: Part 1: 1997 for the conditions under which the test was performed.

Details of the performed measurements are presented on page 2 of this certificate.


Actual Measurement data are documented on worksheets.

Approved Signatory:


Feng Junqi

Date: 07-Nov-2024

Company Chop:



Comments: The results reported in this certificate refer to the condition of the instrument on the date of calibration and carry no implication regarding the long-term stability of the instrument. The results apply to the item as received.



CERTIFICATE OF CALIBRATION

Certificate No.: 24CA1031 03-03

Page 1 of 2

Item tested

Description:	Sound Level Meter (Class 1)	Microphone	Preamp
Manufacturer:	B & K	B & K	B & K
Type/Model No.:	2270	4189	ZC0032
Serial/Equipment No.:	2644597	2879980	29398
Adaptors used:	-	-	-

Item submitted by

Customer Name:	AECOM ASIA CO LIMITED
Address of Customer:	-
Request No.:	-
Date of receipt:	31-Oct-2024

Date of test: 06-Nov-2024

Reference equipment used in the calibration

Description:	Model:	Serial No.	Expiry Date:	Traceable to:
Multi function sound calibrator	B&K 4226	2288444	28-Aug-2025	CIGISMEC
Signal generator	DS 360	33873	06-Mar-2025	CEPREI

Ambient conditions

Temperature:	21 ± 1 °C
Relative humidity:	55 ± 10 %
Air pressure:	1005 ± 5 hPa

Test specifications

- 1, The Sound Level Meter has been calibrated in accordance with the requirements as specified in BS 7580: Part 1: 1997 and the lab calibration procedure SMTP004-CA-152.
- 2, The electrical tests were performed using an electrical signal substituted for the microphone which was removed and replaced by an equivalent capacitance within a tolerance of ±20%.
- 3, The acoustic calibration was performed using an B&K 4226 sound calibrator and corrections was applied for the difference between the free-field and pressure responsiveness of the Sound Level Meter.


Test results

This is to certify that the Sound Level Meter conforms to BS 7580: Part 1: 1997 for the conditions under which the test was performed.

Details of the performed measurements are presented on page 2 of this certificate.

Actual Measurement data are documented on worksheets.

Approved Signatory:



Feng Junqi

Date: 07-Nov-2024

Company Chop:



Comments: The results reported in this certificate refer to the condition of the instrument on the date of calibration and carry no implication regarding the long-term stability of the instrument. The results apply to the item as received.



CERTIFICATE OF CALIBRATION

Certificate No.: 25CA0408 03-01**Page** 1 **of** 2**Item tested**

Description:	Sound Level Meter (Type 1)	,	Microphone	Preamp
Manufacturer:	Nti	,	Nti Andio	Nti Andio
Type/Model No.:	XL2	,	MC230A	MA220
Serial/Equipment No.:	A2A-17788-EO	,	A24645	9087
Adaptors used:	-	,		

Item submitted by

Customer Name:	AECOM
Address of Customer:	-
Request No.:	-
Date of receipt:	08-Apr-2025

Date of test: 09-Apr-2025**Reference equipment used in the calibration**

Description:	Model:	Serial No.	Expiry Date:	Traceable to:
Multi function sound calibrator	B&K 4226	2288444	28-Aug-2025	CIGISMEC
Signal generator	DS 360	61227	24-Feb-2026	CEPREI

Ambient conditions

Temperature:	(21.3~21.8) °C
Relative humidity:	(55 ± 10) %
Air pressure:	(1005 ± 5) hPa

Test specifications


- 1, The Sound Level Meter has been calibrated in accordance with the requirements as specified in BS 7580: Part 1: 1997 and the lab calibration procedure SMTP004-CA-152.
- 2, The electrical tests were performed using an electrical signal substituted for the microphone which was removed and replaced by an equivalent capacitance within a tolerance of ±20%.
- 3, The acoustic calibration was performed using an B&K 4226 sound calibrator and corrections was applied for the difference between the free-field and pressure responsiveness of the Sound Level Meter.

Test results

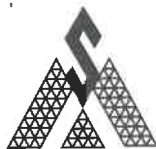
This is to certify that the Sound Level Meter conforms to BS 7580: Part 1: 1997 for the conditions under which the test was performed.

Details of the performed measurements are presented on page 2 of this certificate.

Actual Measurement data are documented on worksheets.

Approved Signatory:
Feng Junqi**Date:** 10-Apr-2025**Company Chop:**

Comments: The results reported in this certificate refer to the condition of the instrument on the date of calibration and carry no implication regarding the long-term stability of the instrument. The results apply to the item as received.



CERTIFICATE OF CALIBRATION

Certificate No.: 25CA0408 03-02

Page 1 of 2

Item tested

Description:	Sound Level Meter (Class 1)	Microphone	Preamp
Manufacturer:	B & K	B & K	B & K
Type/Model No.:	2250-L	4950	ZC0032
Serial/Equipment No.:	2681366	2665582	17190
Adaptors used:	-	-	-

Item submitted by

Customer Name: AECOM
Address of Customer: -
Request No.: -
Date of receipt: 08-Apr-2025

Date of test: 10-Apr-2025

Reference equipment used in the calibration

Description:	Model:	Serial No.	Expiry Date:	Traceable to:
Multi function sound calibrator	B&K 4226	2288444	28-Aug-2025	CIGISMEC
Signal generator	DS 360	61227	24-Feb-2026	CEPREI

Ambient conditions

Temperature: (20.8~21.3) °C
Relative humidity: (55 ± 10) %
Air pressure: (1010 ± 5) hPa

Test specifications

- 1, The Sound Level Meter has been calibrated in accordance with the requirements as specified in BS 7580: Part 1: 1997 and the lab calibration procedure SMTP004-CA-152.
- 2, The electrical tests were performed using an electrical signal substituted for the microphone which was removed and replaced by an equivalent capacitance within a tolerance of ±20%.
- 3, The acoustic calibration was performed using an B&K 4226 sound calibrator and corrections was applied for the difference between the free-field and pressure responsiveness of the Sound Level Meter.

Test results

This is to certify that the Sound Level Meter conforms to BS 7580: Part 1: 1997 for the conditions under which the test was performed.

Details of the performed measurements are presented on page 2 of this certificate.

Actual Measurement data are documented on worksheets.

Approved Signatory:


Feng Junqi

Date: 11-Apr-2025

Company Chop:



Comments: The results reported in this certificate refer to the condition of the instrument on the date of calibration and carry no implication regarding the long-term stability of the instrument. The results apply to the item as received.