

Appendix G
Air Quality Monitoring Results

24-hour TSP Monitoring Results at Station E-A14a (Block B, Merit Industrial Centre)

Date	Weather Condition	Air Temp. (°C)	Atmospheric Pressure (hPa)	Flow Rate (m ³ /min.)		Av. flow (m ³ /min)	Total vol. (m ³)	Filter Weight (g)		Particulate weight(g)	Elapse Time		Sampling Time(hrs.)	Conc. (µg/m ³)
				Initial	Final			Initial	Final		Initial	Final		
3-May-19	Fine	21.8	1014.5	1.34	1.34	1.34	1931.0	2.6955	2.7749	0.0794	8034.32	8058.32	24.00	41.1
9-May-19	Fine	22.7	1008.1	1.34	1.34	1.34	1931.0	2.6736	2.7050	0.0314	8058.32	8082.32	24.00	16.3
15-May-19	Sunny	28.5	1009.1	1.34	1.34	1.34	1931.0	2.6776	2.7438	0.0662	8082.32	8106.32	24.00	34.3
21-May-19	Cloudy	25.0	1010.8	1.34	1.34	1.34	1931.0	2.6840	2.7818	0.0978	8106.32	8130.32	24.00	50.6
27-May-19	Sunny	26.5	1008.1	1.34	1.34	1.34	1931.0	2.6668	2.7310	0.0642	8130.32	8154.32	24.00	33.2
													Average	35.1
													Minimum	16.3
													Maximum	50.6

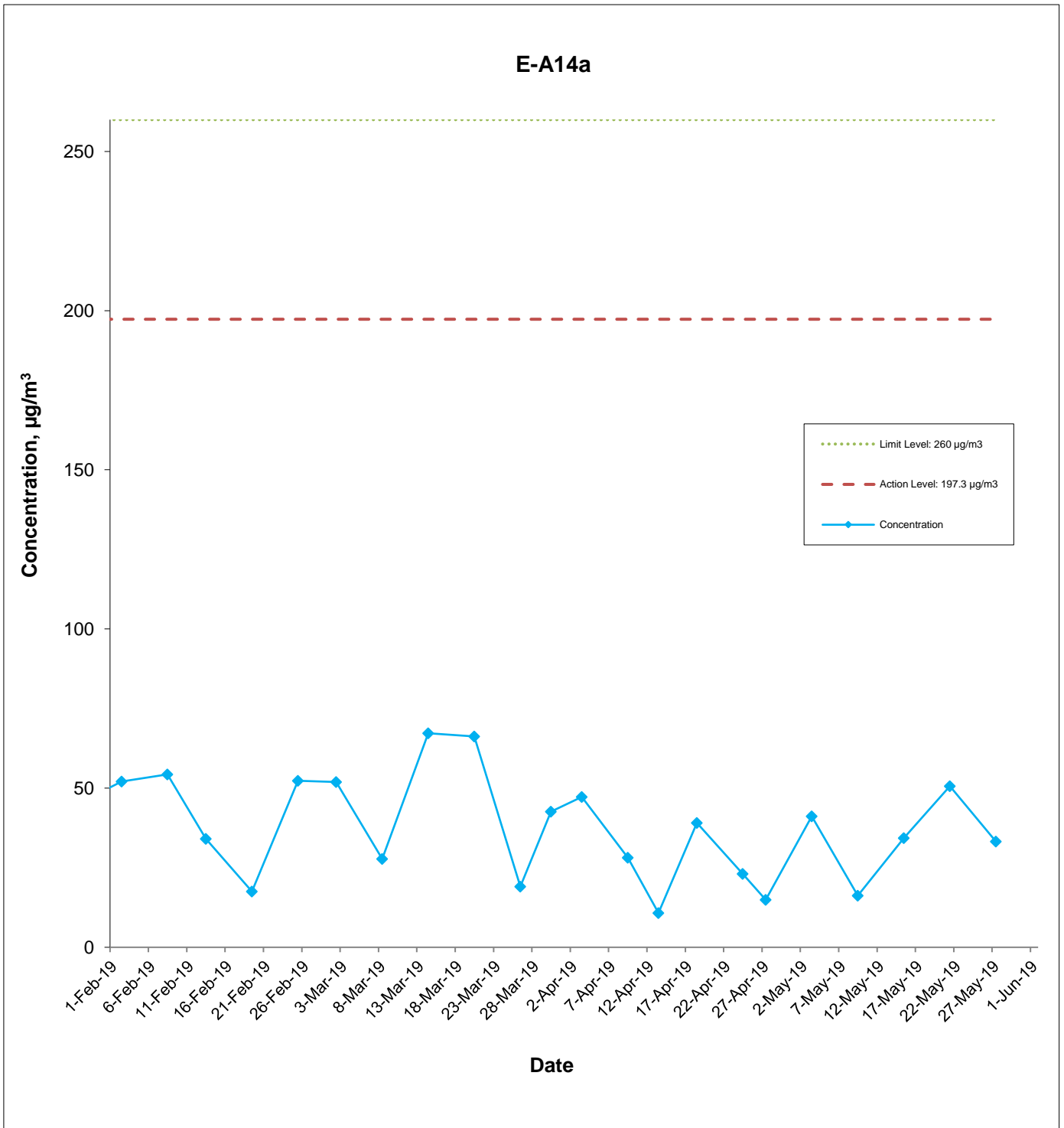
Appendix G

Air Quality Monitoring Results

1-hour TSP Monitoring Results at Station E-A14a (Block B, Merit Industrial Centre)

Date	Start Time (hh:mm)	Weather Condition	1st Hour	2nd Hour	3rd Hour
			Conc. ($\mu\text{g}/\text{m}^3$)	Conc. ($\mu\text{g}/\text{m}^3$)	Conc. ($\mu\text{g}/\text{m}^3$)
3-May-19	13:30	Fine	58.9	60.3	61.2
9-May-19	13:00	Fine	62.2	60.4	63.7
15-May-19	13:30	Sunny	63.8	62.7	61.7
21-May-19	11:05	Fine	68.1	67.1	65.9
27-May-19	13:00	Rainy	58.7	59.2	58.3
				Average	62.1
				Min	58.3
				Max	68.1

E-A14a



This Drawing has been prepared for the use of AECOM's client. It may not be used, modified, reproduced or relied upon by third parties, except as agreed by AECOM or as required by law. AECOM accepts no responsibility, and denies any liability whatsoever, to any party that uses or relies on this drawing without AECOM's express written consent.

Central Kowloon Route - Kai Tak West (Contract No. HY/2014/07)

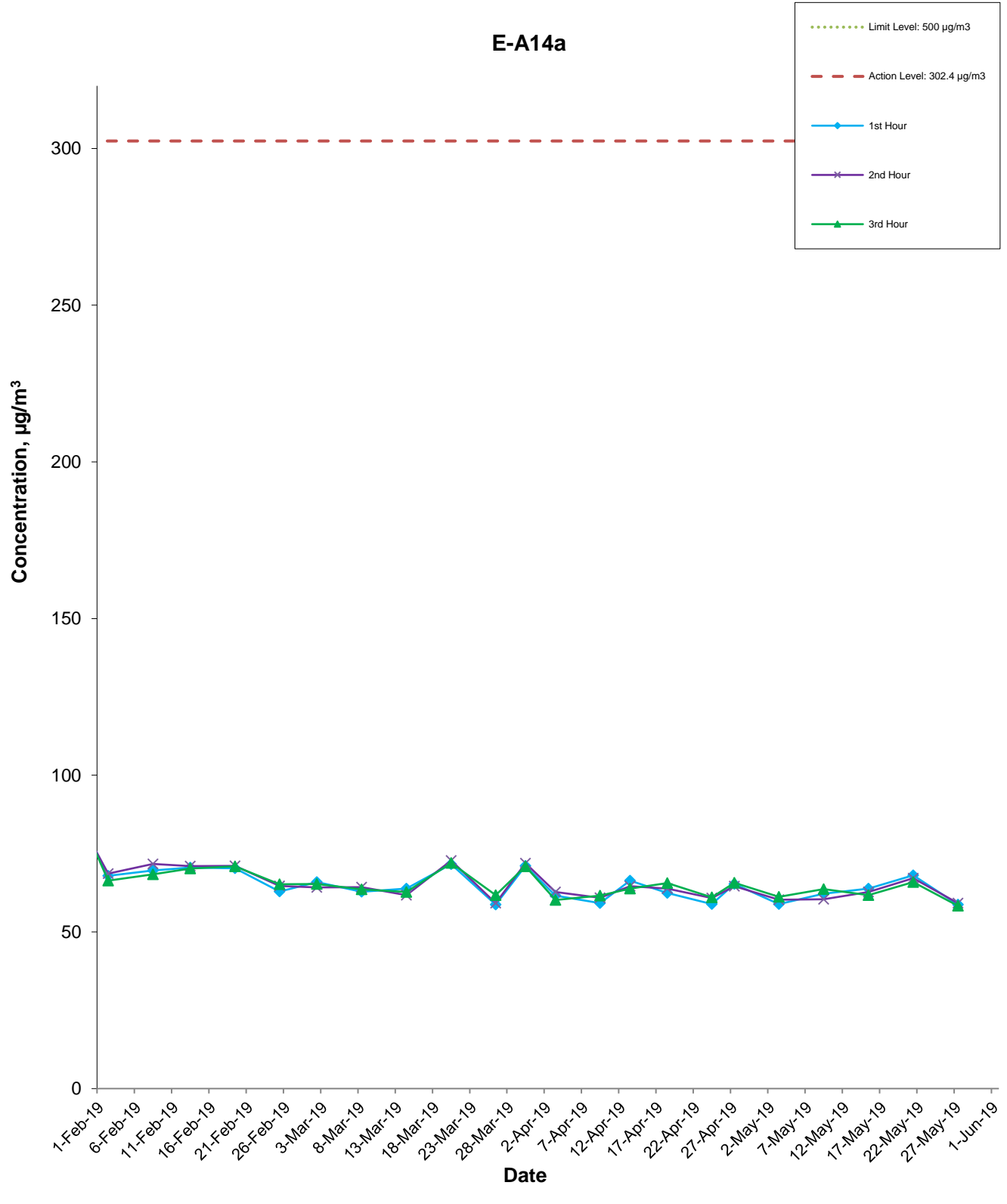


Graphical Presentation of Impact 24-hour TSP Monitoring Results

Date: June 2019

Appendix G

E-A14a



This Drawing has been prepared for the use of AECOM's client. It may not be used, modified, reproduced or relied upon by third parties, except as agreed by AECOM or as required by law. AECOM accepts no responsibility, and denies any liability whatsoever, to any party that uses or relies on this drawing without AECOM's express written consent.

Central Kowloon Route - Kai Tak West (Contract No. HY/2014/07)

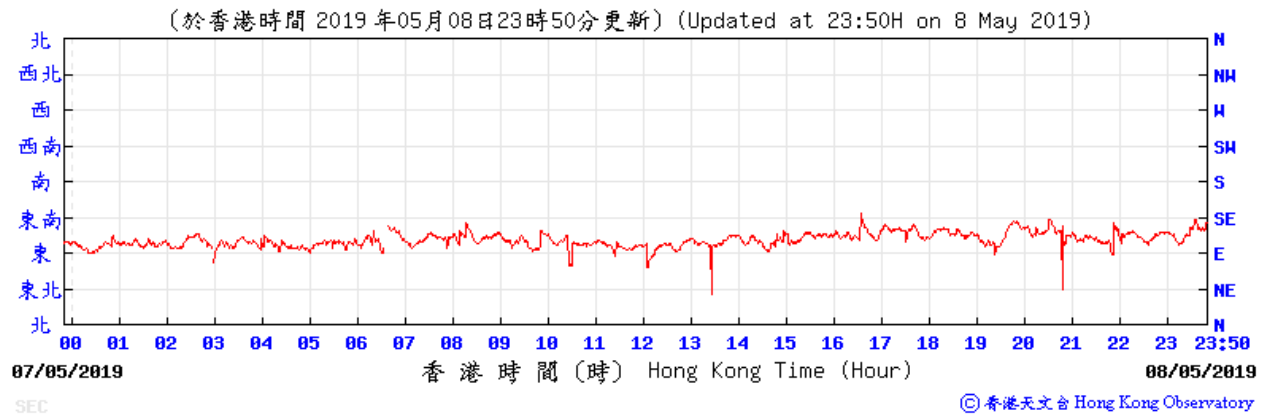
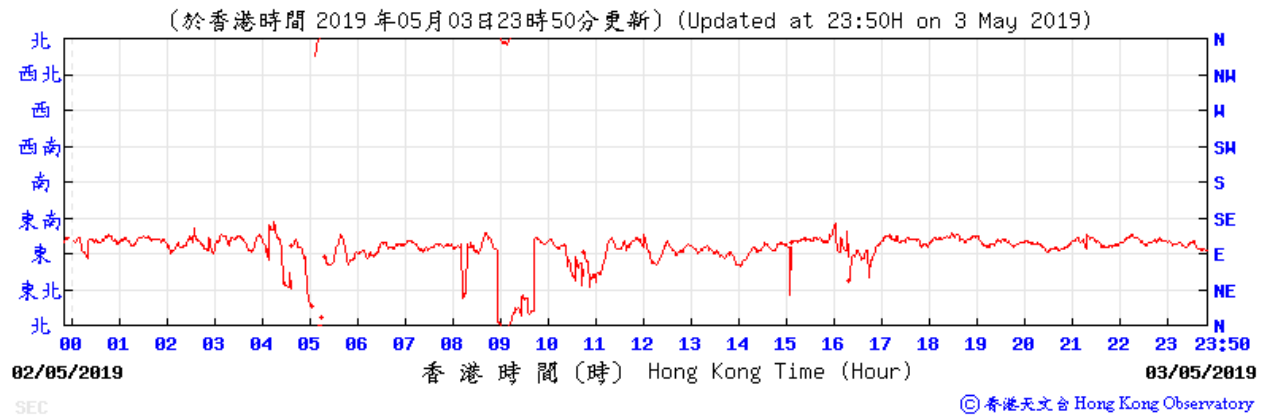
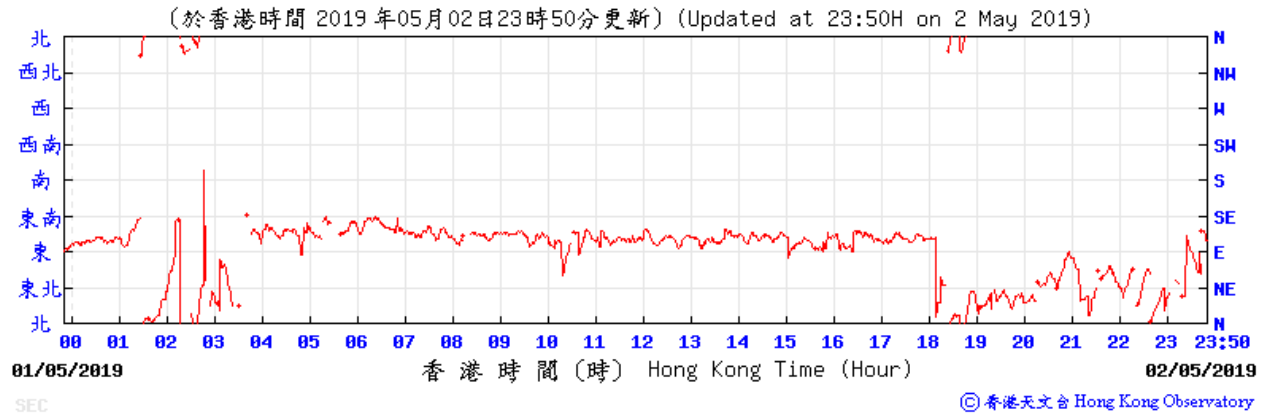


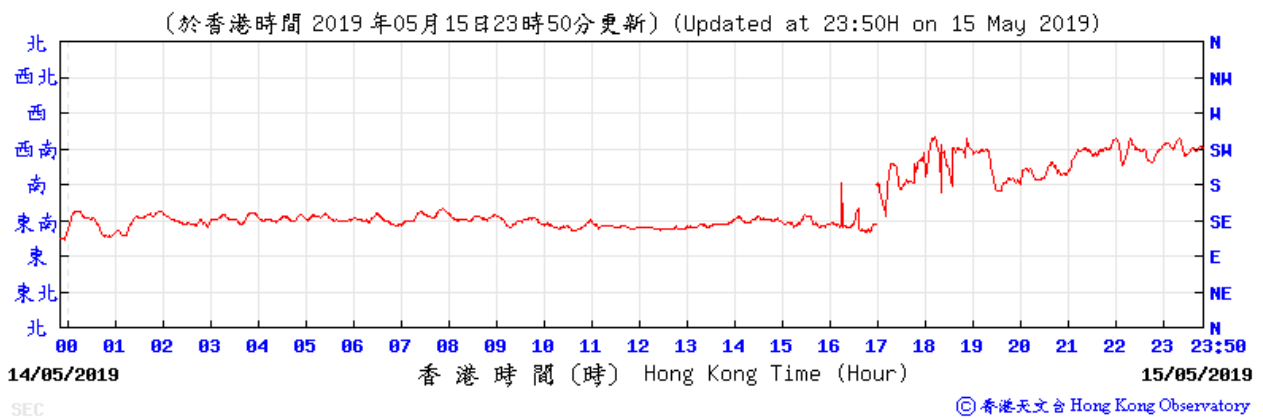
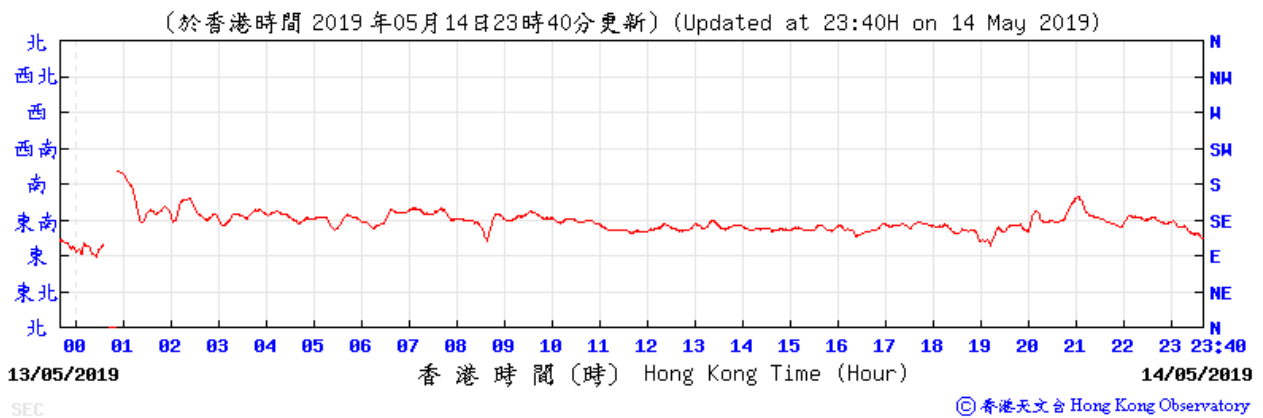
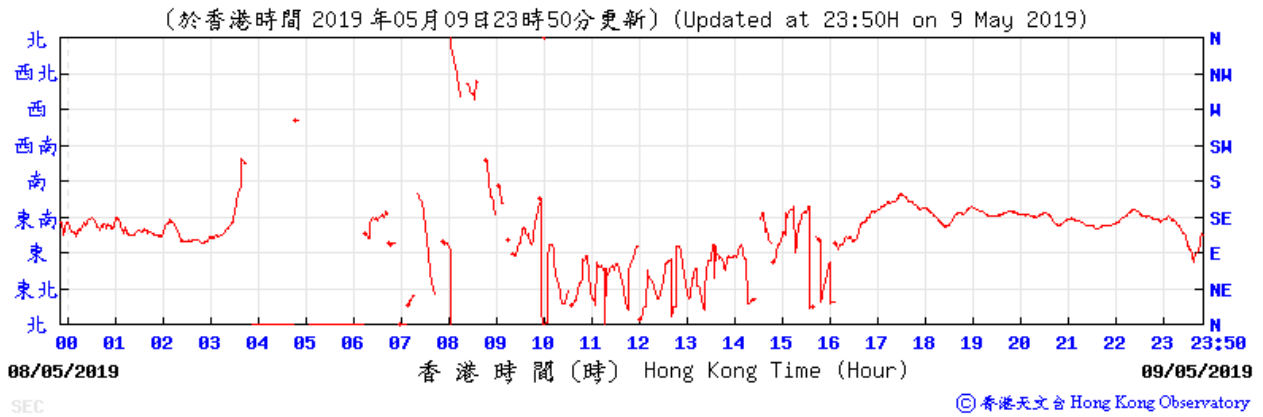
Graphical Presentation of Impact 1-hour TSP Monitoring Results

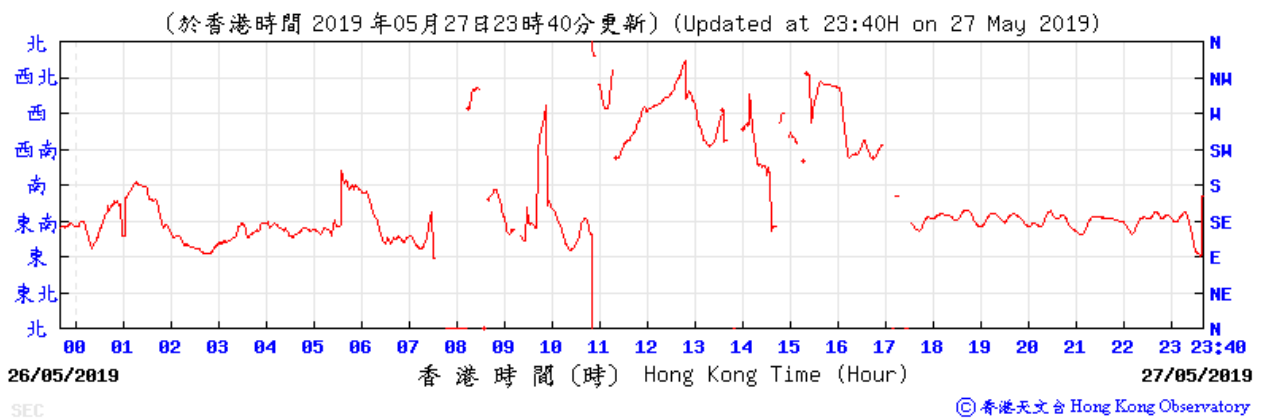
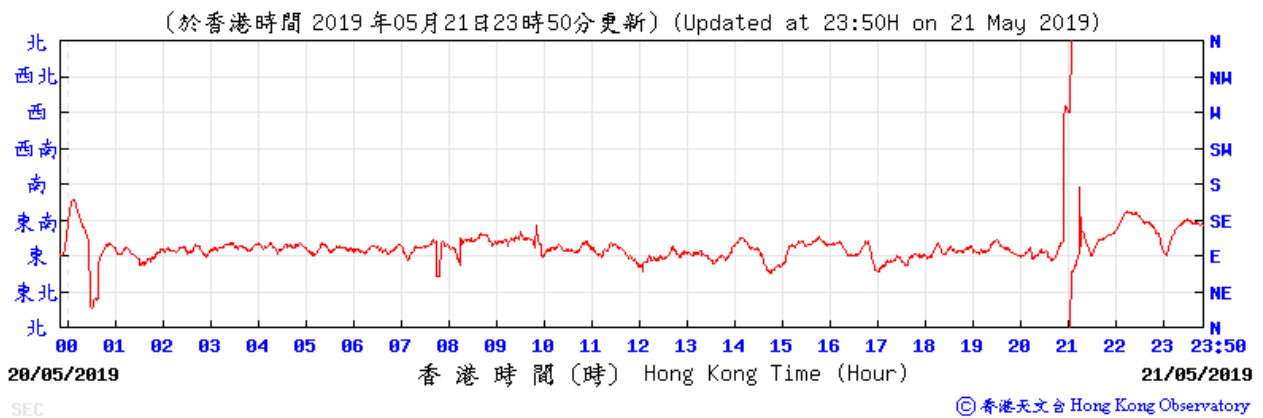
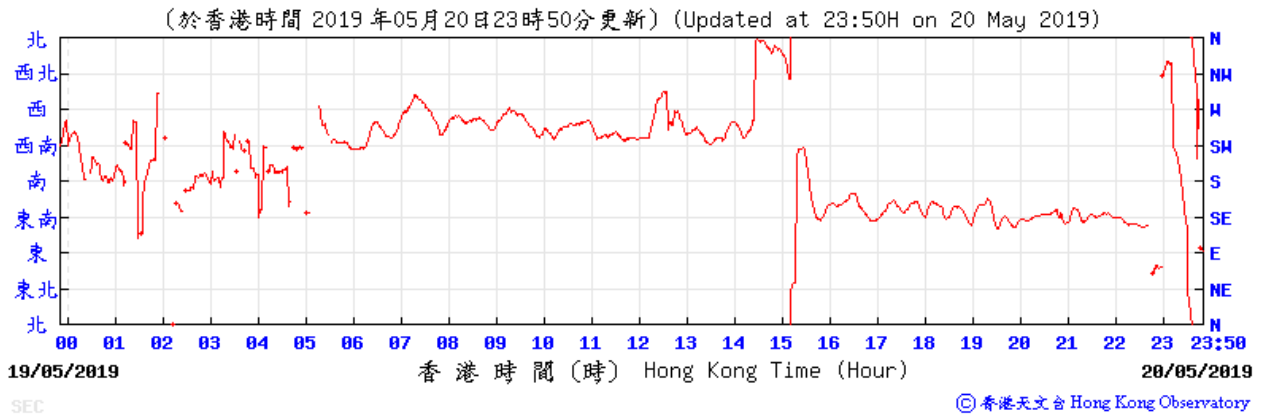
Date: June 2019

Appendix G

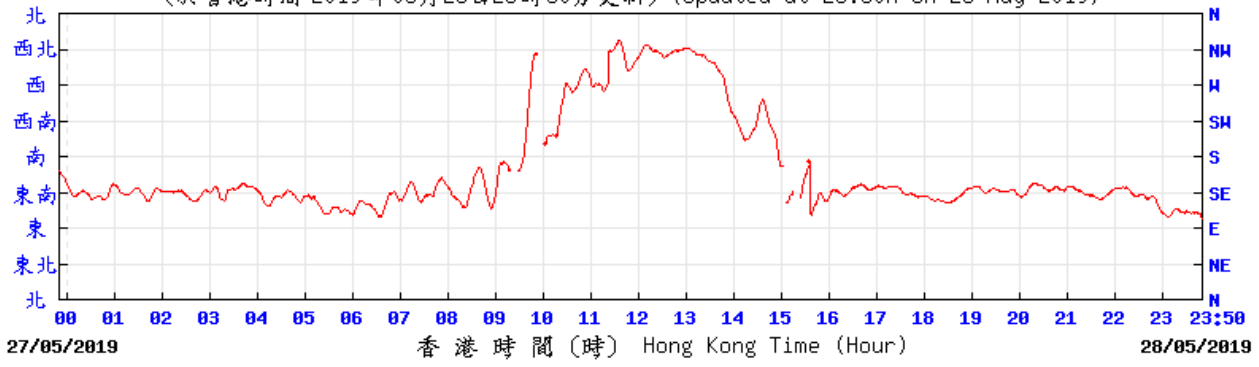
Data of Wind Direction Extracted from Kai Tak Wind Station of the Hong Kong Observatory





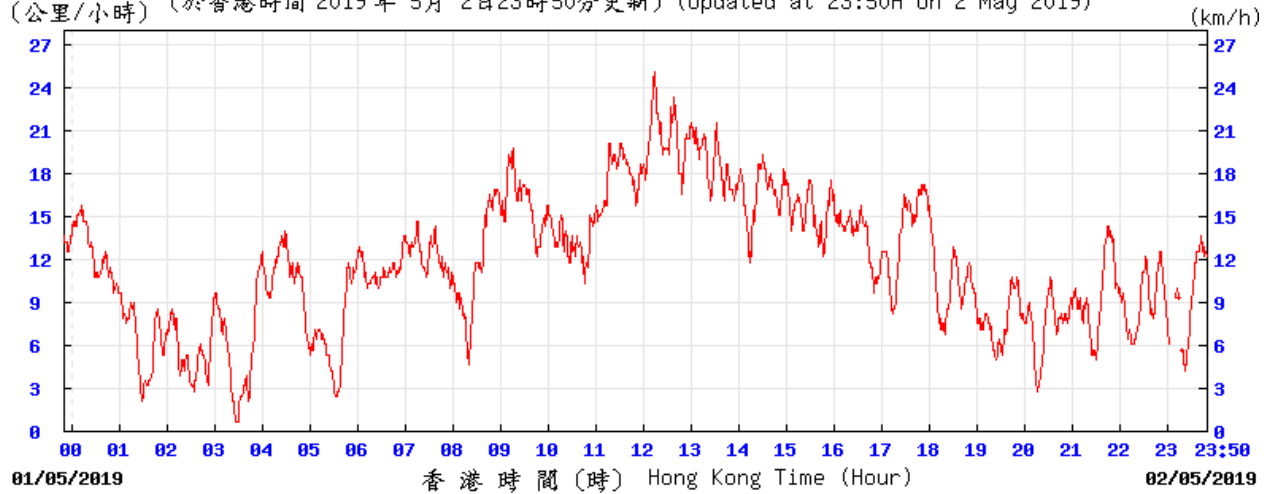


(於香港時間 2019 年05月28日23時50分更新) (Updated at 23:50H on 28 May 2019)



Data of Wind Speed Extracted from Kai Tak Wind Station of the Hong Kong Observatory

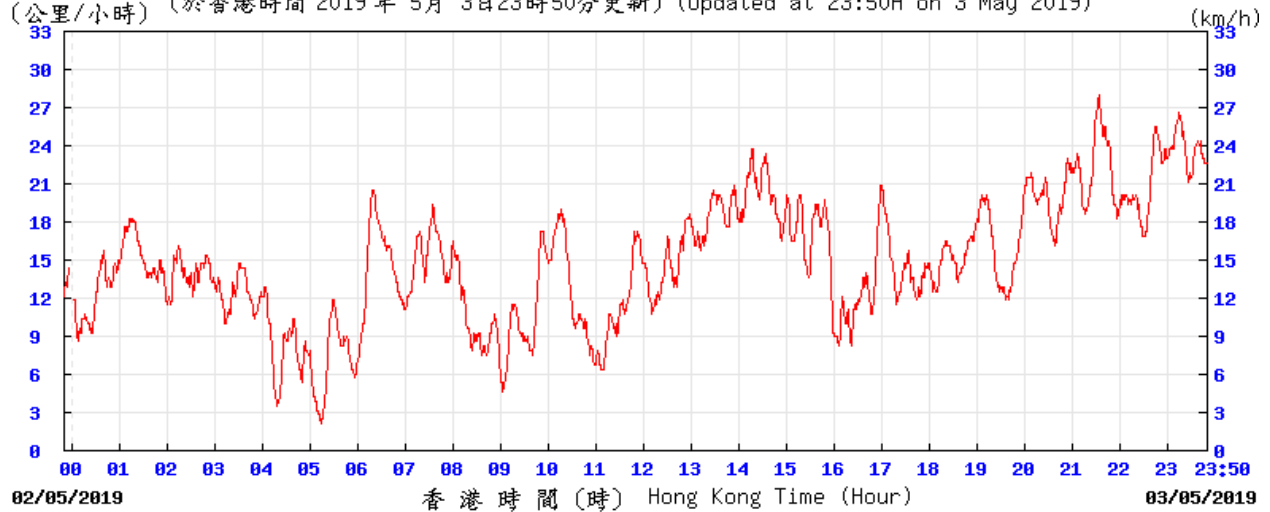
(公里/小時) (於香港時間 2019 年 5 月 2 日 23 時 50 分更新) (Updated at 23:50H on 2 May 2019)



SEC

© 香港天文台 Hong Kong Observatory

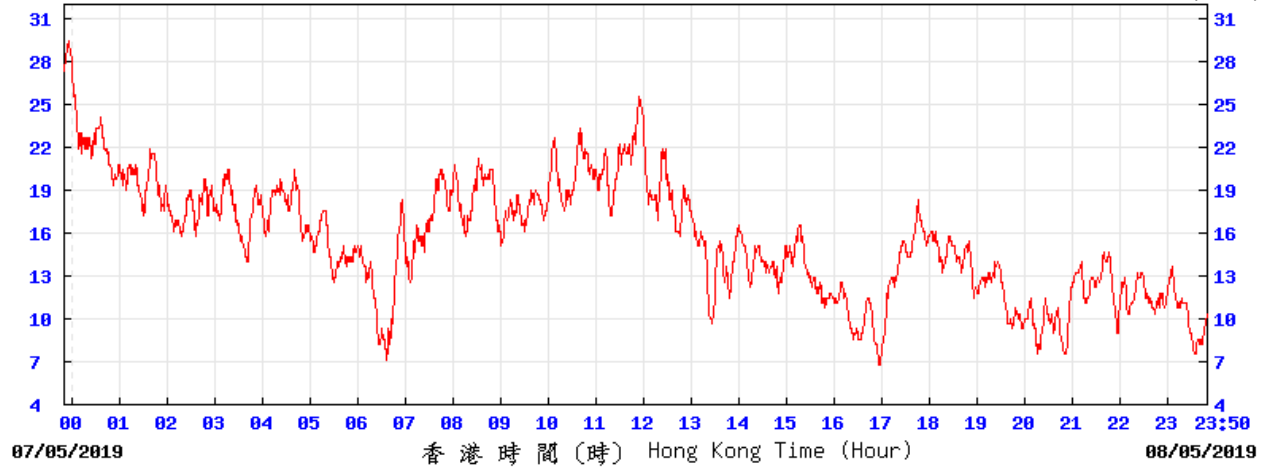
(公里/小時) (於香港時間 2019 年 5 月 3 日 23 時 50 分更新) (Updated at 23:50H on 3 May 2019)



SEC

© 香港天文台 Hong Kong Observatory

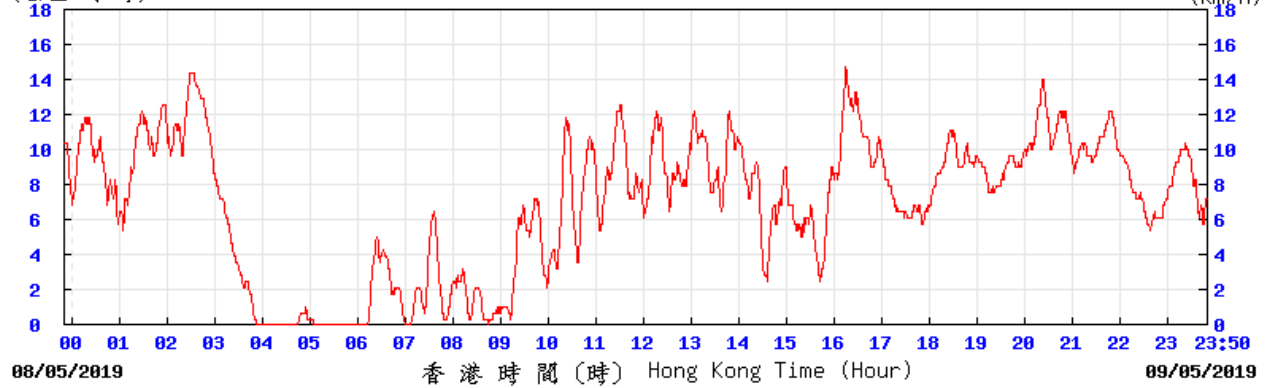
(公里/小時) (於香港時間 2019 年 5 月 8 日 23 時 50 分更新) (Updated at 23:50H on 8 May 2019) (km/h)



SEC

© 香港天文台 Hong Kong Observatory

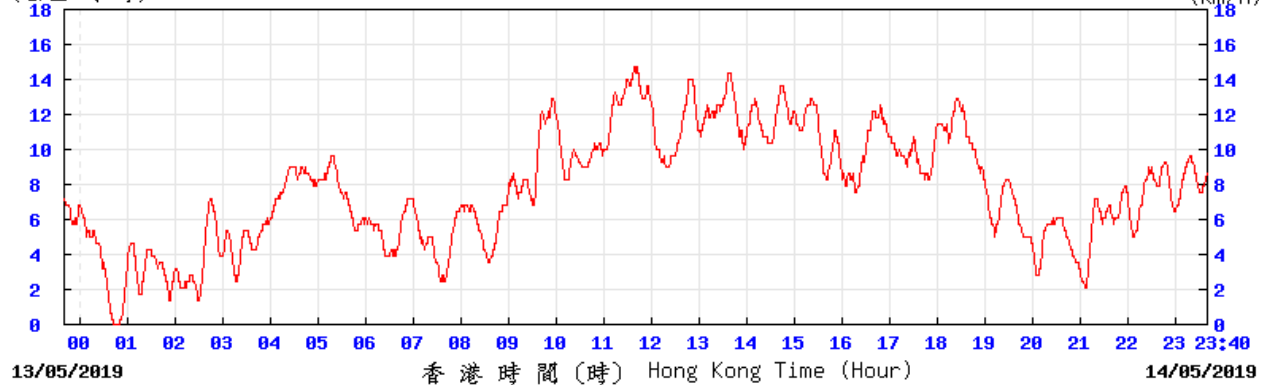
(公里/小時) (於香港時間 2019 年 5 月 9 日 23 時 50 分更新) (Updated at 23:50H on 9 May 2019) (km/h)



SEC

© 香港天文台 Hong Kong Observatory

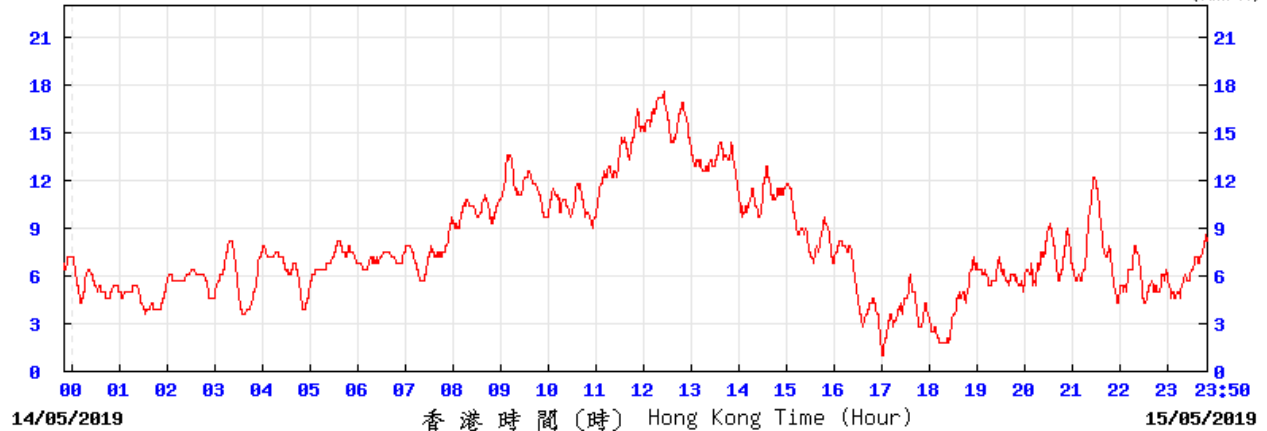
(公里/小時) (於香港時間 2019 年 5 月 14 日 23 時 40 分更新) (Updated at 23:40H on 14 May 2019) (km/h)



SEC

© 香港天文台 Hong Kong Observatory

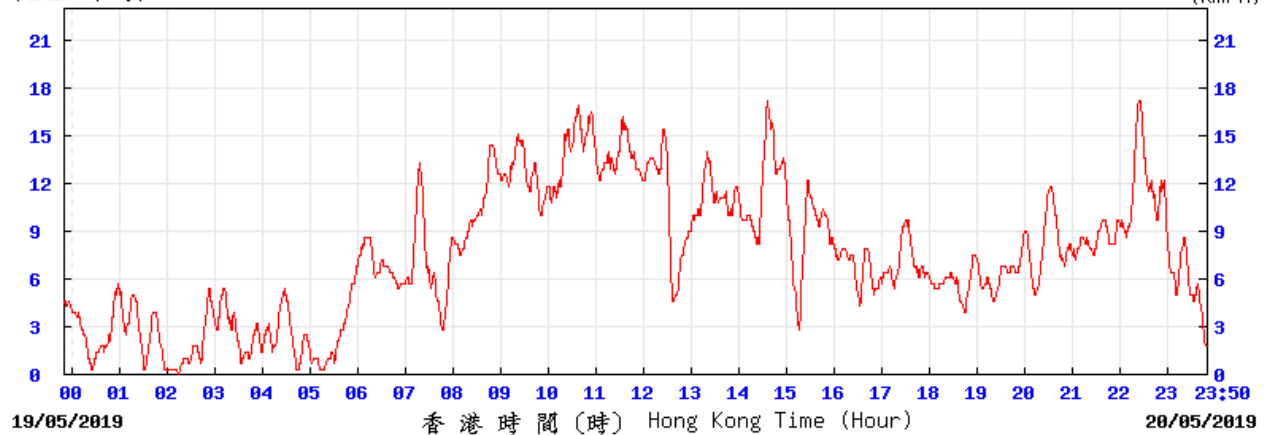
(公里/小時) (於香港時間 2019 年 5 月 15 日 23 時 50 分更新) (Updated at 23:50H on 15 May 2019) (km/h)



SEC

© 香港天文台 Hong Kong Observatory

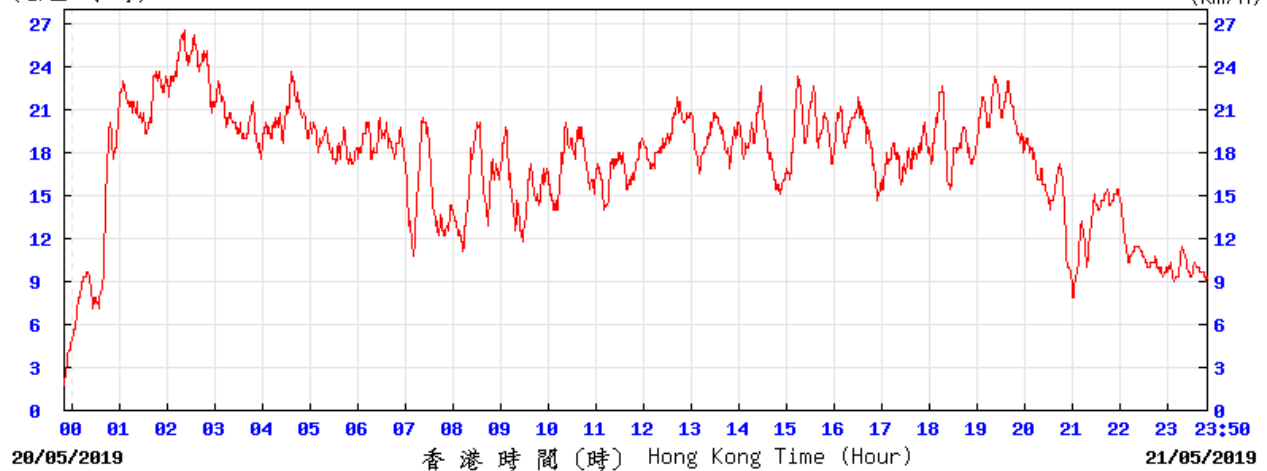
(公里/小時) (於香港時間 2019 年 5 月 20 日 23 時 50 分更新) (Updated at 23:50H on 20 May 2019) (km/h)



SEC

© 香港天文台 Hong Kong Observatory

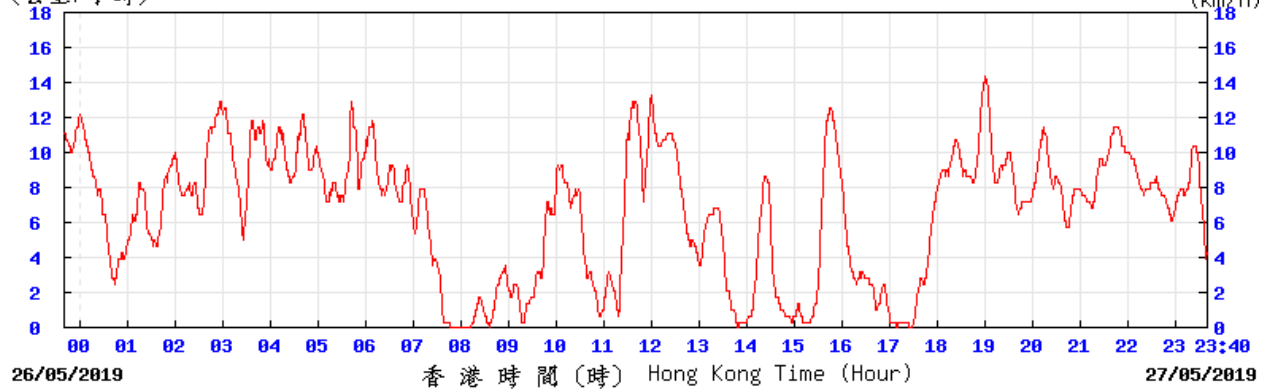
(公里/小時) (於香港時間 2019 年 5 月 21 日 23 時 50 分更新) (Updated at 23:50H on 21 May 2019) (km/h)



SEC

© 香港天文台 Hong Kong Observatory

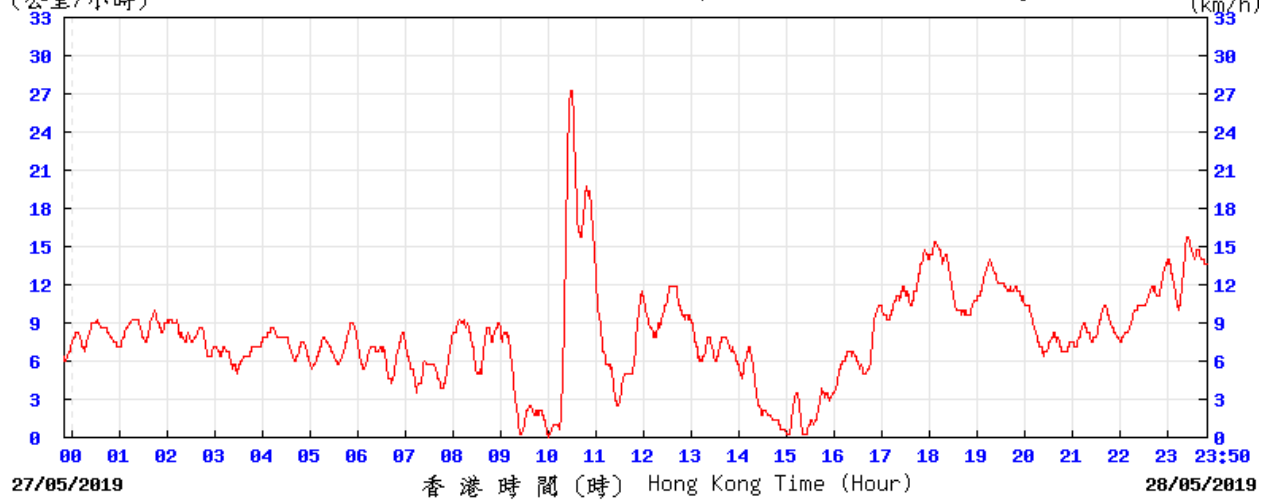
(公里/小時) (於香港時間 2019 年 5 月 27 日 23 時 40 分更新) (Updated at 23:40H on 27 May 2019)



SEC

© 香港天文台 Hong Kong Observatory

(公里/小時) (於香港時間 2019 年 5 月 28 日 23 時 50 分更新) (Updated at 23:50H on 28 May 2019)



SEC

© 香港天文台 Hong Kong Observatory