

Appendix G
Air Quality Monitoring Results

24-hour TSP Monitoring Results at Station E-A14a (Block B, Merit Industrial Centre)

Date	Weather Condition	Air Temp. (°C)	Atmospheric Pressure (hPa)	Flow Rate (m ³ /min.)		Av. flow (m ³ /min)	Total vol. (m ³)	Filter Weight (g)		Particulate weight(g)	Elapse Time		Sampling Time(hrs.)	Conc. (µg/m ³)
				Initial	Final			Initial	Final		Initial	Final		
3-Mar-23	Sunny	18.6	1024.9	1.33	1.33	1.33	1921.0	2.7801	3.0038	0.2237	13962.06	13986.06	24.00	116.5
9-Mar-23	Sunny	22.5	1017.7	1.33	1.33	1.33	1921.0	2.7645	2.8809	0.1164	13986.06	14010.06	24.00	60.6
15-Mar-23	Sunny	21.0	1017.4	1.33	1.33	1.33	1921.0	2.7429	2.8351	0.0922	14010.06	14034.06	24.00	48.0
21-Mar-23	Sunny	23.7	1009.2	1.33	1.33	1.33	1921.0	2.7459	2.8700	0.1241	14034.06	14058.06	24.00	64.6
27-Mar-23	Sunny	18.6	1016.2	1.33	1.33	1.33	1921.0	2.7705	2.8290	0.0585	14058.06	14082.06	24.00	30.5
													Average	64.0
													Minimum	30.5
													Maximum	116.5

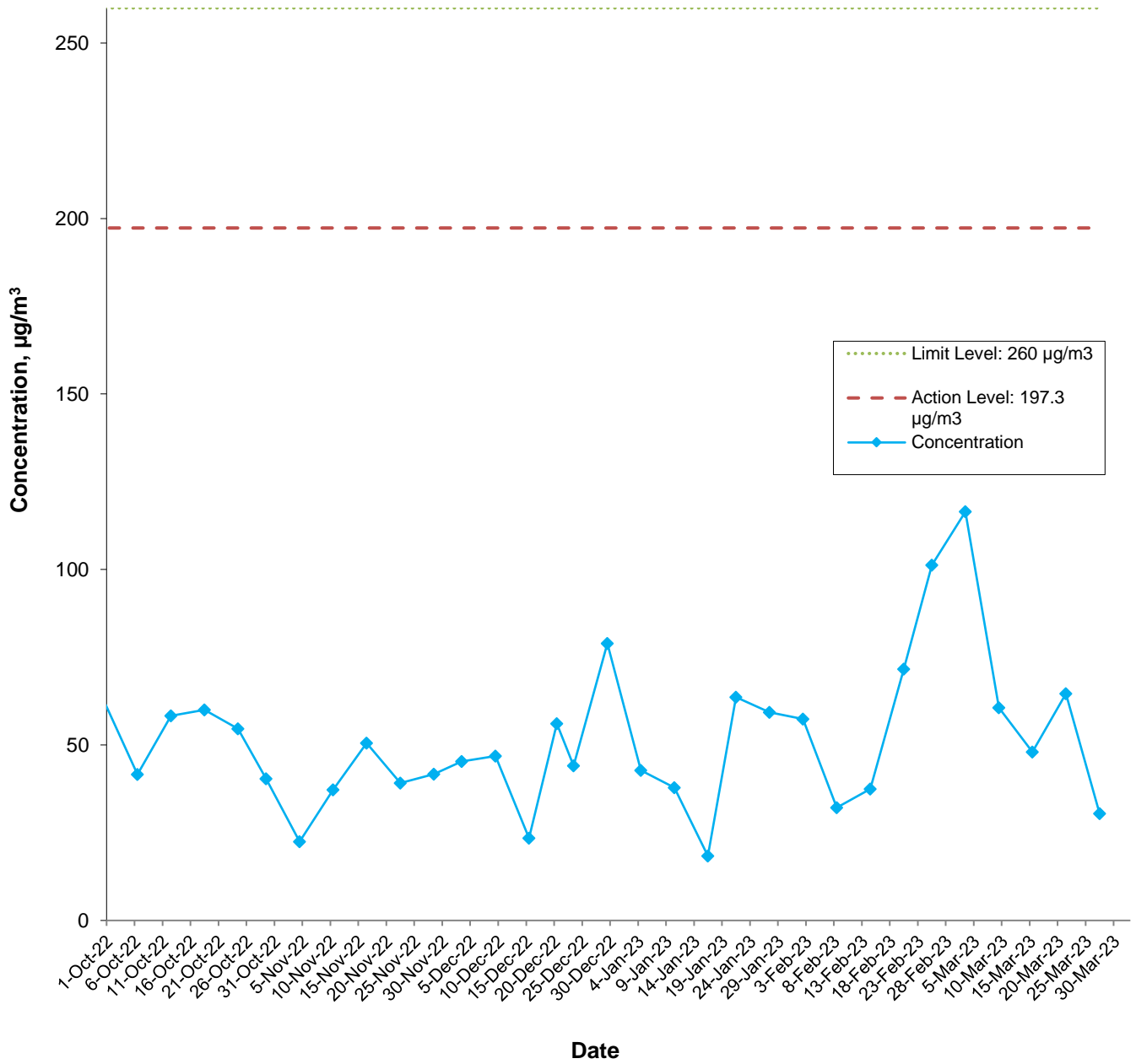
Appendix G

Air Quality Monitoring Results

1-hour TSP Monitoring Results at Station E-A14a (Block B, Merit Industrial Centre)

Date	Start Time	Weather	1st Hour	2nd Hour	3rd Hour
			Conc. ($\mu\text{g}/\text{m}^3$)	Conc. ($\mu\text{g}/\text{m}^3$)	Conc. ($\mu\text{g}/\text{m}^3$)
3-Mar-23	13:00	Sunny	64.9	65.3	66.2
9-Mar-23	13:05	Sunny	60.9	62.0	62.7
15-Mar-23	13:00	Sunny	60.5	61.4	63.1
21-Mar-23	11:00	Sunny	61.4	62.6	60.9
27-Mar-23	13:00	Sunny	60.4	58.5	61.5
				Average	62.2
				Min	58.5
				Max	66.2

E-A14a



This Drawing has been prepared for the use of AECOM's client. It may not be used, modified, reproduced or relied upon by third parties, except as agreed by AECOM or as required by law. AECOM accepts no responsibility, and denies any liability whatsoever, to any party that uses or relies on this drawing without AECOM's express written consent.

Central Kowloon Route - Kai Tak West (Contract No. HY/2014/07)

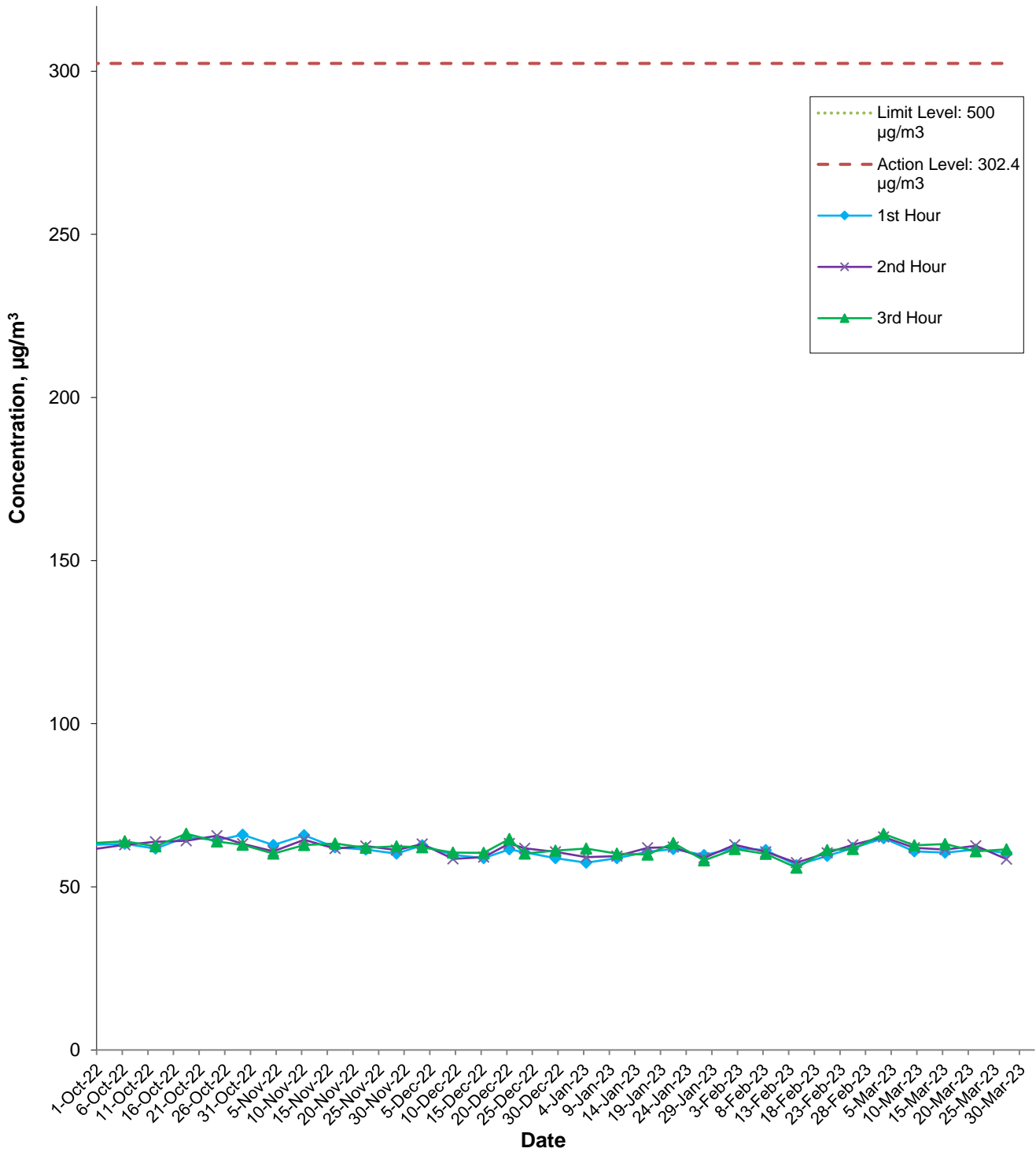


Graphical Presentation of Impact 24-hour TSP Monitoring Results

Date: April 2023

Appendix G

E-A14a



This Drawing has been prepared for the use of AECOM's client. It may not be used, modified, reproduced or relied upon by third parties, except as agreed by AECOM or as required by law. AECOM accepts no responsibility, and denies any liability whatsoever, to any party that uses or relies on this drawing without AECOM's express written consent.

Central Kowloon Route - Kai Tak West (Contract No. HY/2014/07)



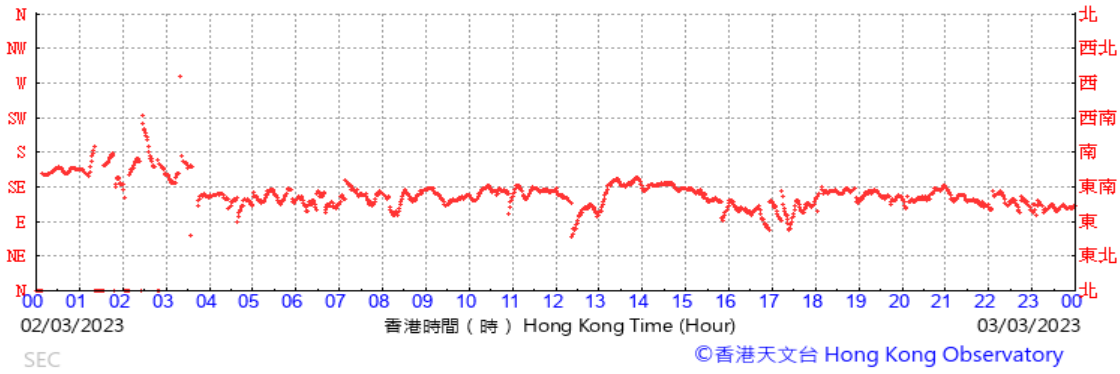
Graphical Presentation of Impact 1-hour TSP Monitoring Results

Date: April 2023

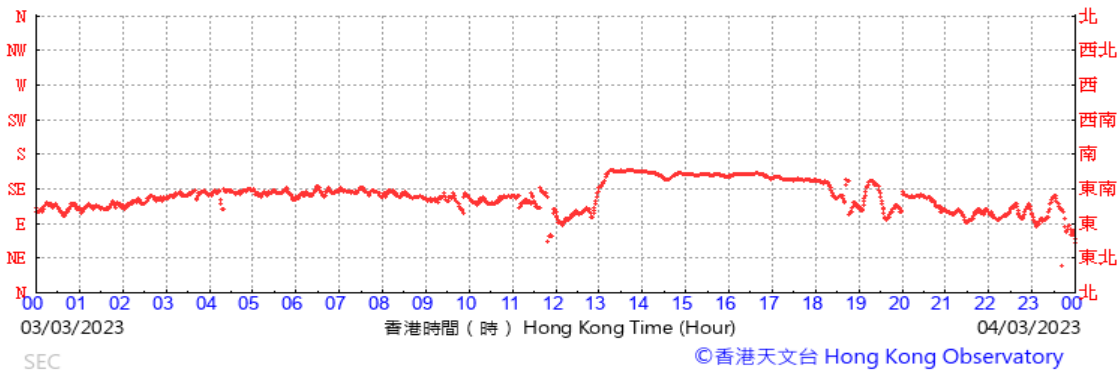
Appendix G

Data of Wind Direction Extracted from Kai Tak Wind Station of the Hong Kong Observatory March 2023

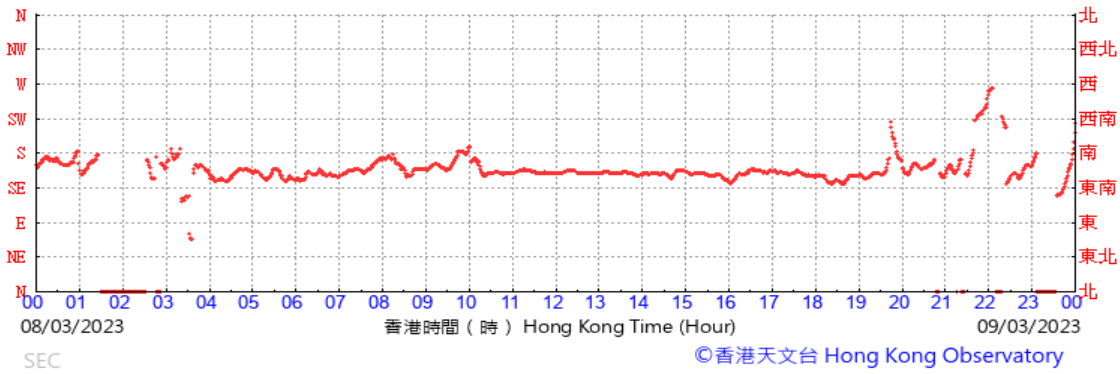
(於香港時間03/03/2023 00 時 00 分更新) (Updated at 00:00H on 03/03/2023)



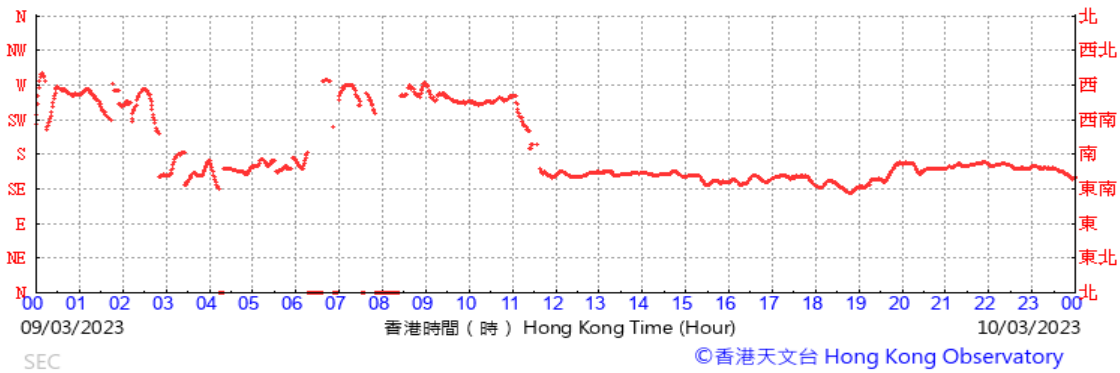
(於香港時間04/03/2023 00 時 00 分更新) (Updated at 00:00H on 04/03/2023)



(於香港時間09/03/2023 00 時 00 分更新) (Updated at 00:00H on 09/03/2023)



(於香港時間10/03/2023 00 時 00 分更新) (Updated at 00:00H on 10/03/2023)

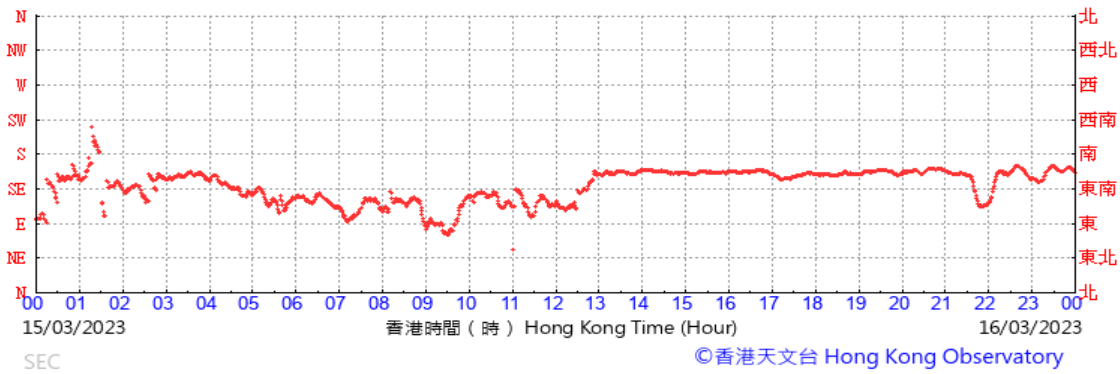


Data of Wind Direction Extracted from Kai Tak Wind Station of the Hong Kong Observatory March 2023

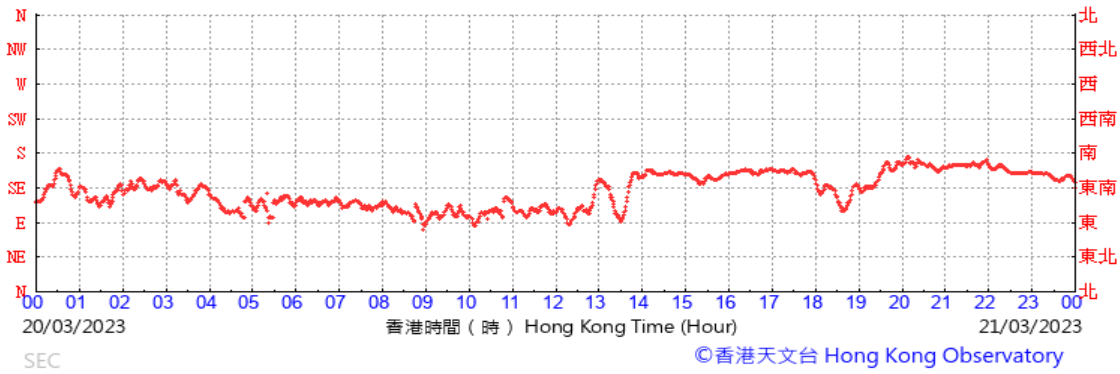
(於香港時間15/03/2023 00時00分更新) (Updated at 00:00H on 15/03/2023)



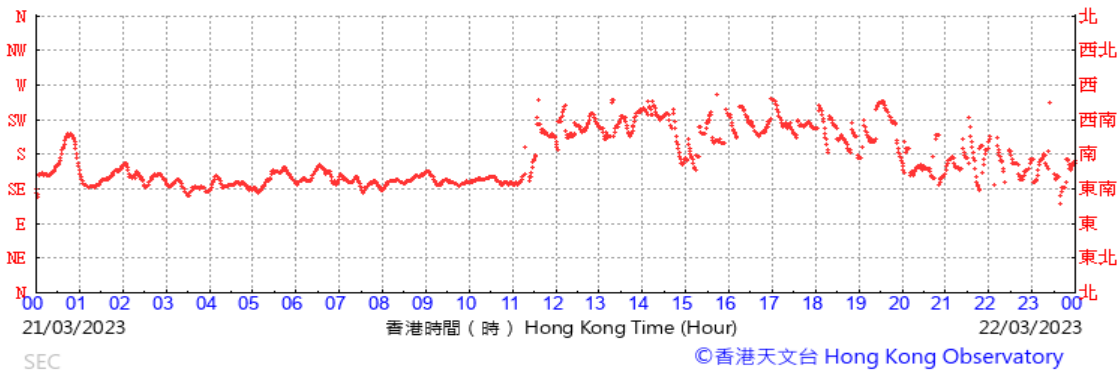
(於香港時間16/03/2023 00時00分更新) (Updated at 00:00H on 16/03/2023)



(於香港時間21/03/2023 00時00分更新) (Updated at 00:00H on 21/03/2023)

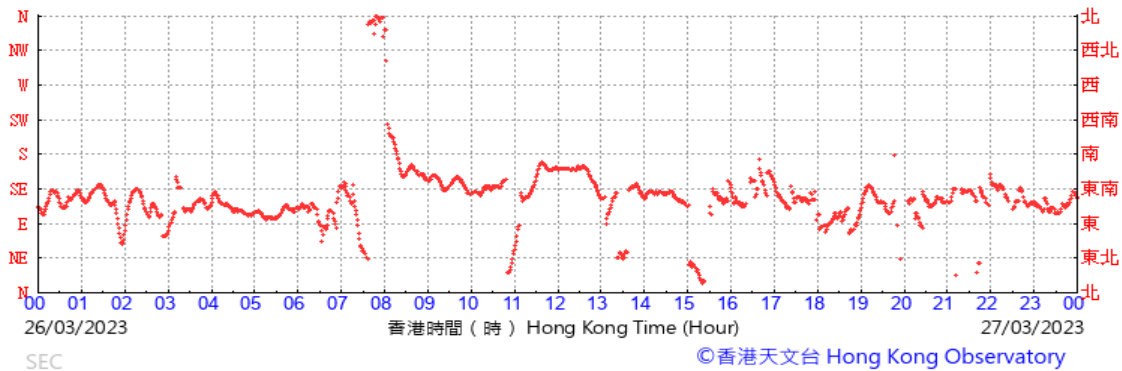


(於香港時間22/03/2023 00時00分更新) (Updated at 00:00H on 22/03/2023)

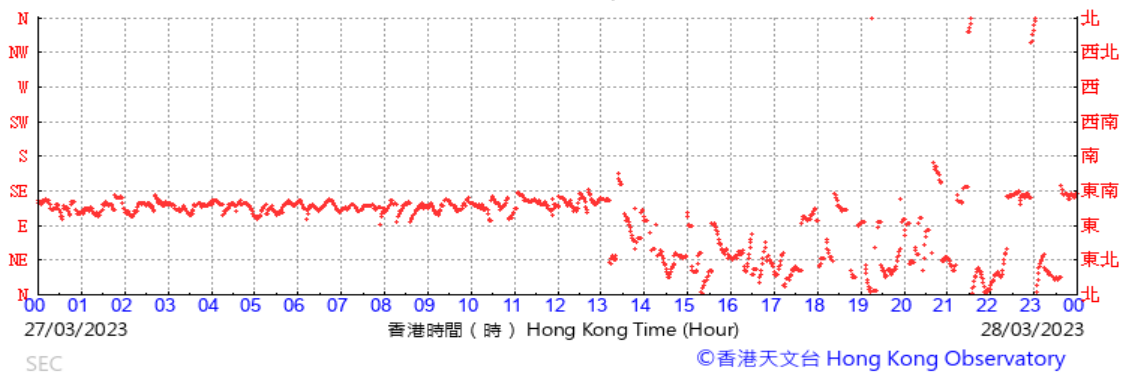


Data of Wind Direction Extracted from Kai Tak Wind Station of the Hong Kong Observatory March 2023

(於香港時間27/03/2023 00 時 00 分更新) (Updated at 00:00H on 27/03/2023)

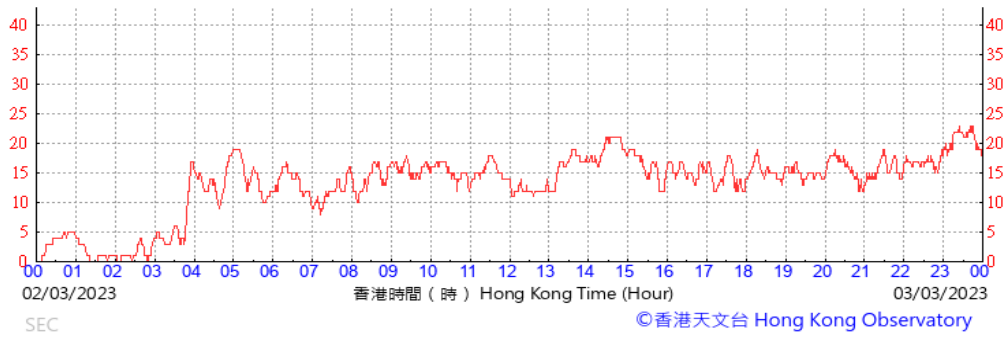


(於香港時間28/03/2023 00 時 00 分更新) (Updated at 00:00H on 28/03/2023)

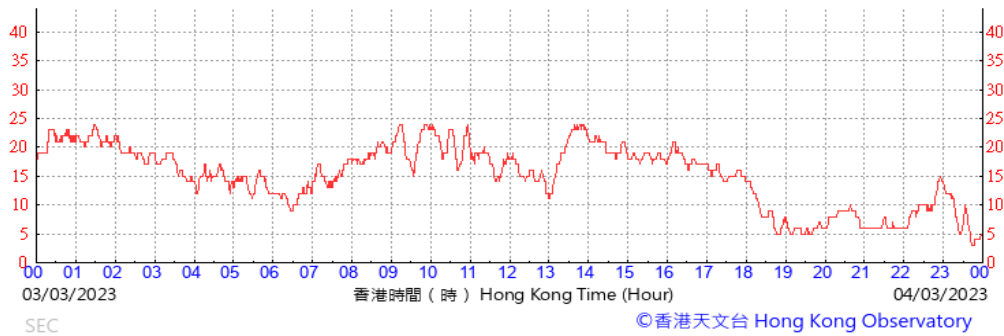


Data of Wind Speed Extracted from Kai Tak Wind Station of the Hong Kong Observatory March 2023

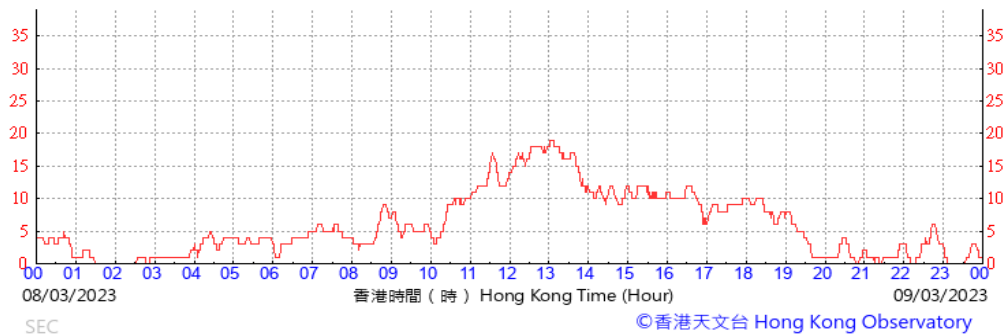
(公里/小時) (於香港時間03/03/2023 00時00分更新) (Updated at 00:00H on 03/03/2023) (km/h)



(公里/小時) (於香港時間04/03/2023 00時00分更新) (Updated at 00:00H on 04/03/2023) (km/h)



(公里/小時) (於香港時間09/03/2023 00時00分更新) (Updated at 00:00H on 09/03/2023) (km/h)

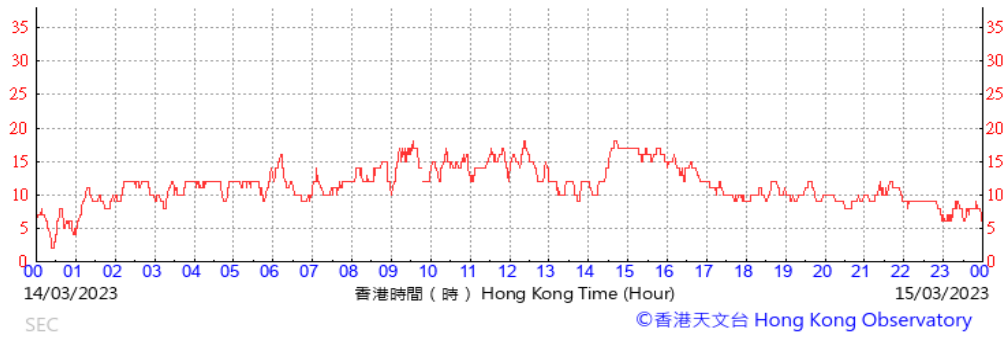


(公里/小時) (於香港時間10/03/2023 00時00分更新) (Updated at 00:00H on 10/03/2023) (km/h)



Data of Wind Speed Extracted from Kai Tak Wind Station of the Hong Kong Observatory March 2023

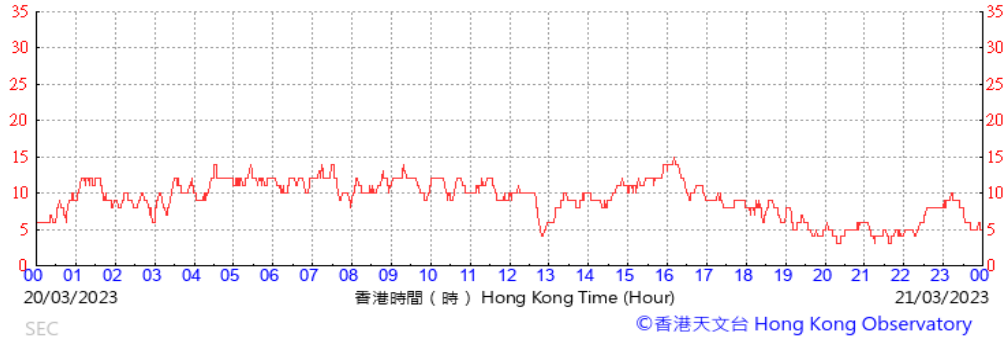
(公里/小時) (於香港時間15/03/2023 00時00分更新) (Updated at 00:00H on 15/03/2023) (km/h)



(公里/小時) (於香港時間16/03/2023 00時00分更新) (Updated at 00:00H on 16/03/2023) (km/h)



(公里/小時) (於香港時間21/03/2023 00時00分更新) (Updated at 00:00H on 21/03/2023) (km/h)



(公里/小時) (於香港時間22/03/2023 00時00分更新) (Updated at 00:00H on 22/03/2023) (km/h)



Data of Wind Speed Extracted from Kai Tak Wind Station of the Hong Kong Observatory March 2023

