

Appendix G
Air Quality Monitoring Results

24-hour TSP Monitoring Results at Station E-A14a (Block B, Merit Industrial Centre)

Date	Weather Condition	Air Temp. (°C)	Atmospheric Pressure (hPa)	Flow Rate (m ³ /min.)		Av. flow (m ³ /min)	Total vol. (m ³)	Filter Weight (g)		Particulate weight(g)	Elapse Time		Sampling Time(hrs.)	Conc. (µg/m ³)
				Initial	Final			Initial	Final		Initial	Final		
1-Jun-19	Rainy	27.2	1007.5	1.34	1.34	1.34	1931.0	2.6785	2.7127	0.0342	8154.32	8178.32	24.00	17.7
6-Jun-19	Sunny	30.2	1010.4	1.34	1.34	1.34	1931.0	2.6972	2.7157	0.0185	8178.32	8202.32	24.00	9.6
12-Jun-19	Cloudy	27.5	1005.3	1.34	1.34	1.34	1931.0	2.6834	2.7314	0.0480	8202.32	8226.32	24.00	24.9
18-Jun-19	Cloudy	28.6	1008.1	1.34	1.34	1.34	1931.0	2.6957	2.7774	0.0817	8226.32	8250.32	24.00	42.3
24-Jun-19	Cloudy	29.1	1006.2	1.34	1.34	1.34	1931.0	2.6696	2.7161	0.0465	8250.32	8274.32	24.00	24.1
29-Jun-19	Cloudy	31.0	1001.6	1.34	1.34	1.34	1931.0	2.6843	2.7099	0.0256	8274.32	8298.32	24.00	13.3
													Average	22.0
													Minimum	9.6
													Maximum	42.3

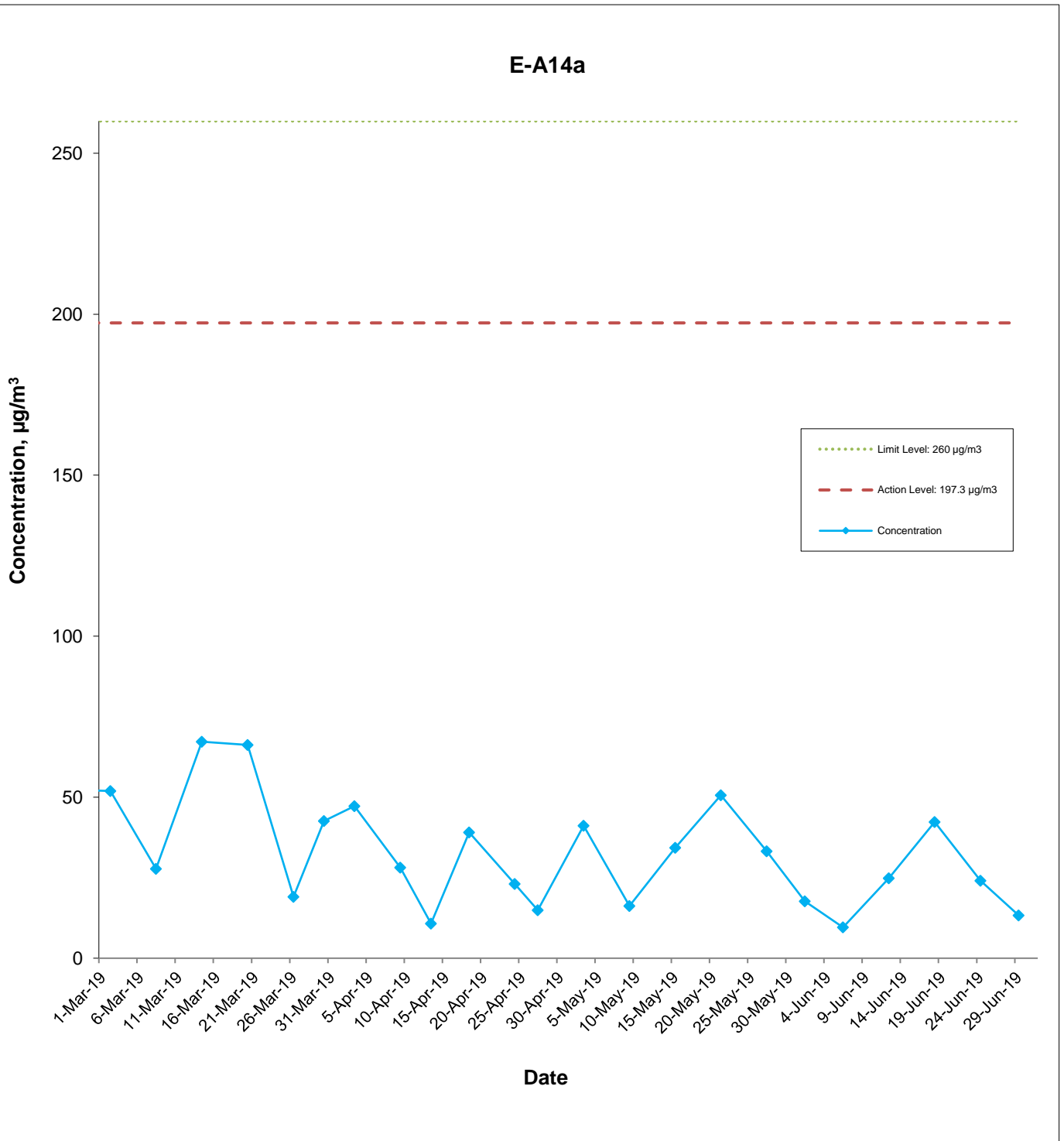
Appendix G

Air Quality Monitoring Results

1-hour TSP Monitoring Results at Station E-A14a (Block B, Merit Industrial Centre)

Date	Start Time (hh:mm)	Weather Condition	1st Hour	2nd Hour	3rd Hour
			Conc. ($\mu\text{g}/\text{m}^3$)	Conc. ($\mu\text{g}/\text{m}^3$)	Conc. ($\mu\text{g}/\text{m}^3$)
1-Jun-19	9:45	Sunny	62.2	65.1	63.9
6-Jun-19	12:19	Sunny	62.9	64.3	66.2
12-Jun-19	10:30	Cloudy	59.8	60.3	61.2
18-Jun-19	13:30	Cloudy	61.7	63.8	62.7
24-Jun-19	13:05	Cloudy	60.6	58.7	62.7
29-Jun-19	13:15	Cloudy	65.2	63.3	66.3
				Average	62.8
				Min	58.7
				Max	66.3

E-A14a



This Drawing has been prepared for the use of AECOM's client. It may not be used, modified, reproduced or relied upon by third parties, except as agreed by AECOM or as required by law. AECOM accepts no responsibility, and denies any liability whatsoever, to any party that uses or relies on this drawing without AECOM's express written consent.

Central Kowloon Route - Kai Tak West (Contract No. HY/2014/07)

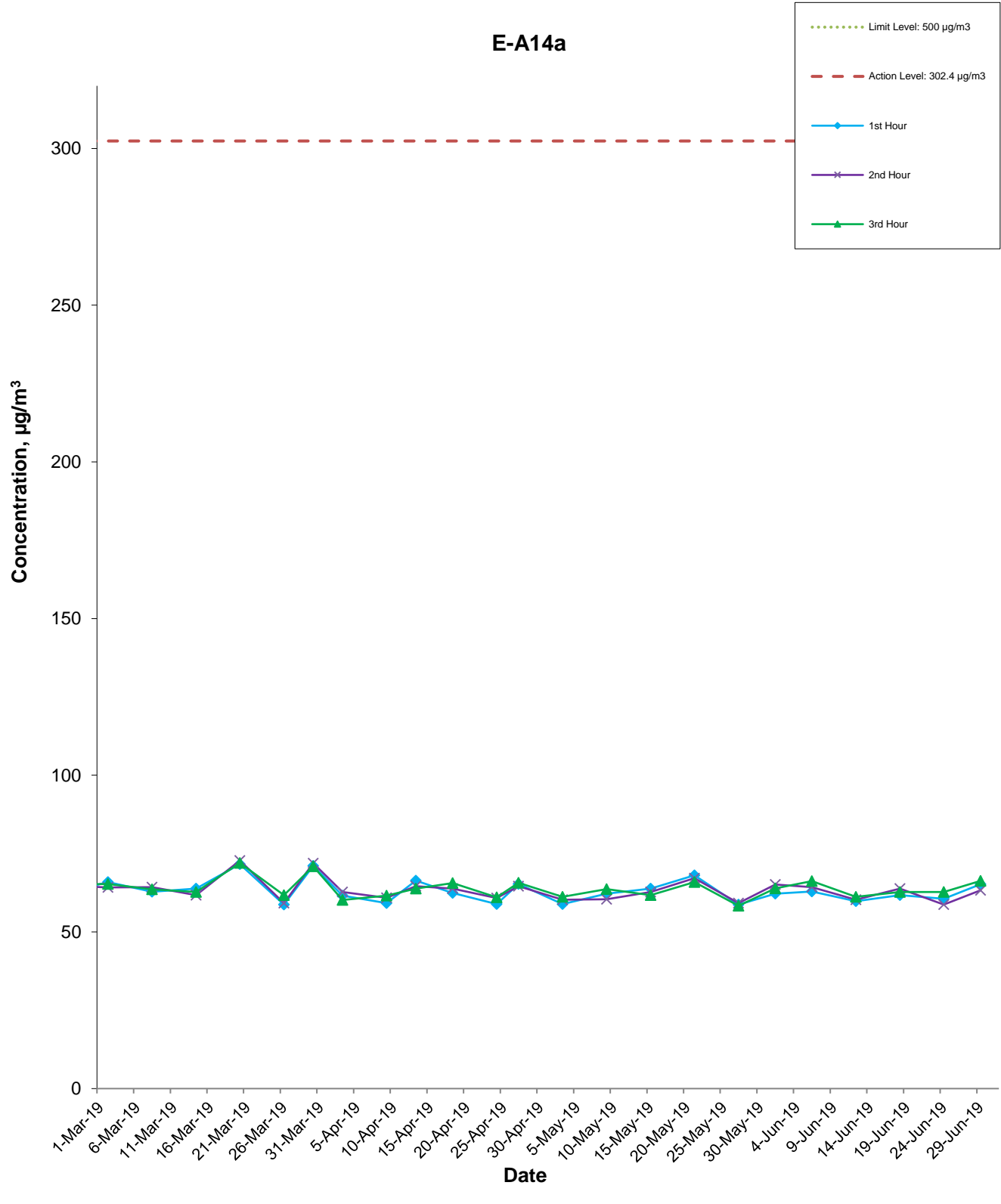


Graphical Presentation of Impact 24-hour TSP Monitoring Results

Date: July 2019

Appendix G

E-A14a



This Drawing has been prepared for the use of AECOM's client. It may not be used, modified, reproduced or relied upon by third parties, except as agreed by AECOM or as required by law. AECOM accepts no responsibility, and denies any liability whatsoever, to any party that uses or relies on this drawing without AECOM's express written consent.

Central Kowloon Route - Kai Tak West (Contract No. HY/2014/07)



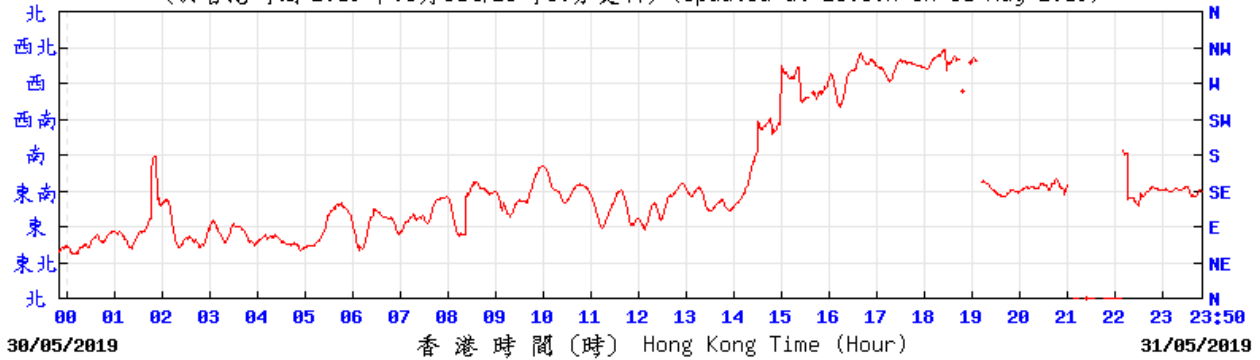
Graphical Presentation of Impact 1-hour TSP Monitoring Results

Date: July 2019

Appendix G

Data of Wind Direction Extracted from Kai Tak Wind Station of the Hong Kong Observatory

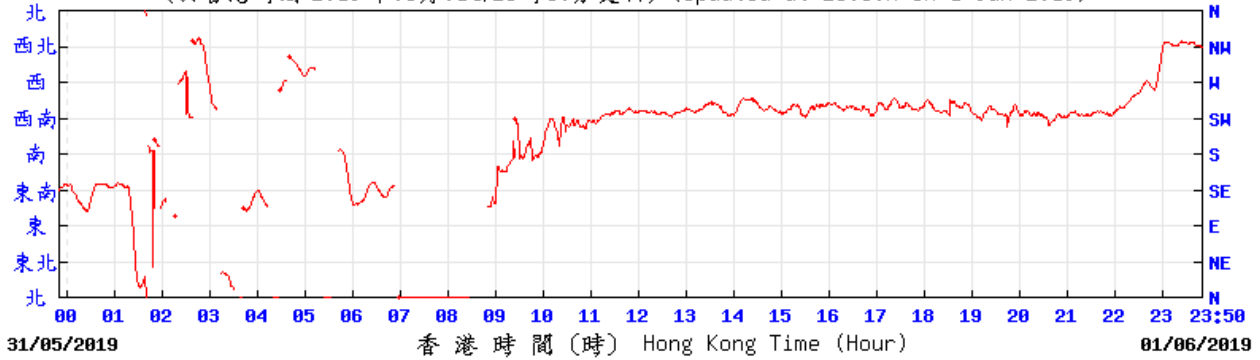
(於香港時間 2019 年05月31日23時50分更新) (Updated at 23:50H on 31 May 2019)



SEC

© 香港天文台 Hong Kong Observatory

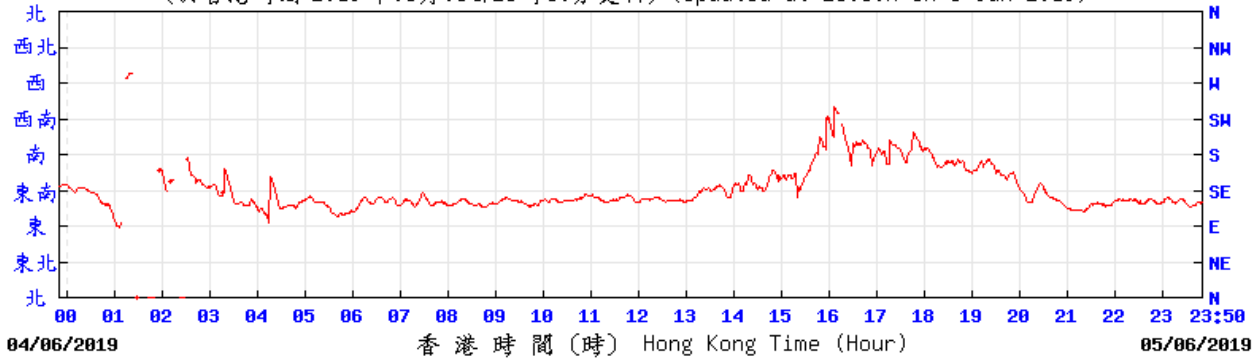
(於香港時間 2019 年06月01日23時50分更新) (Updated at 23:50H on 1 Jun 2019)



SEC

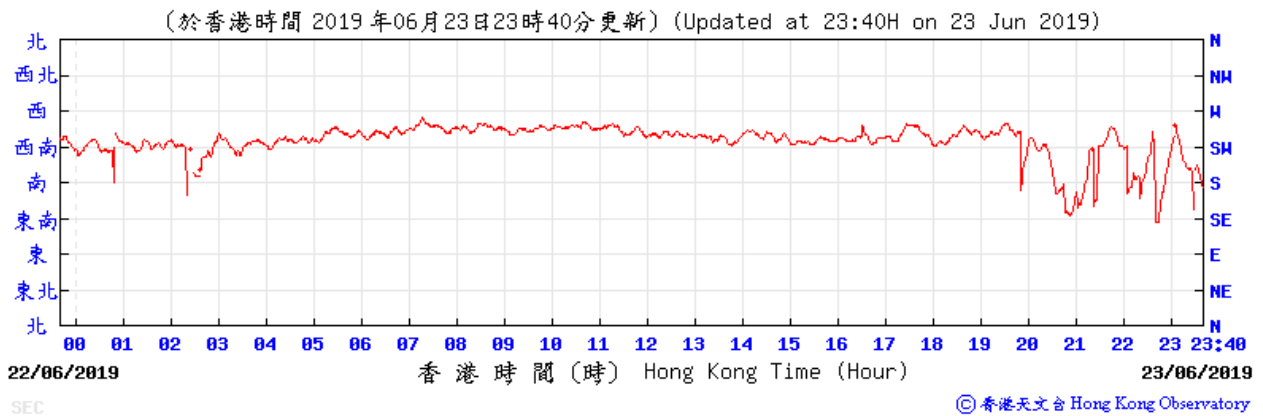
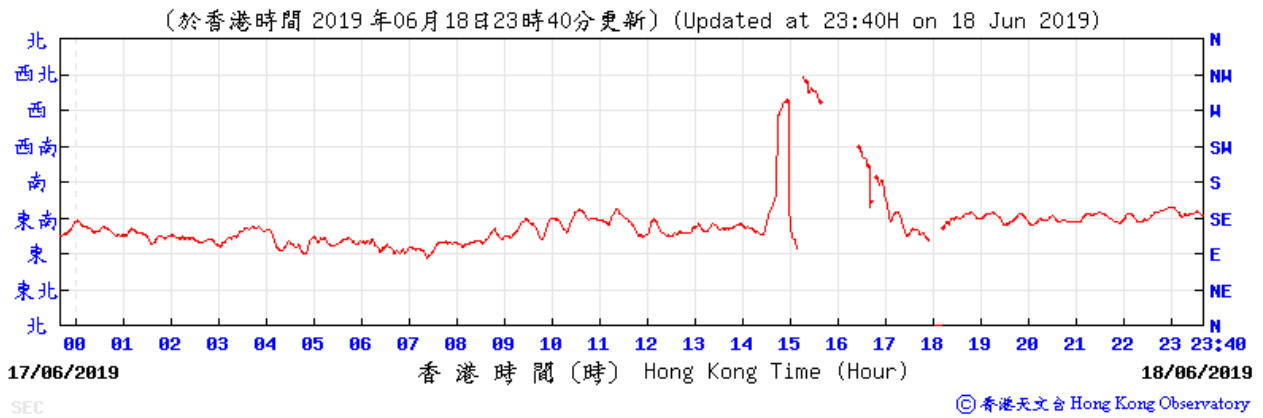
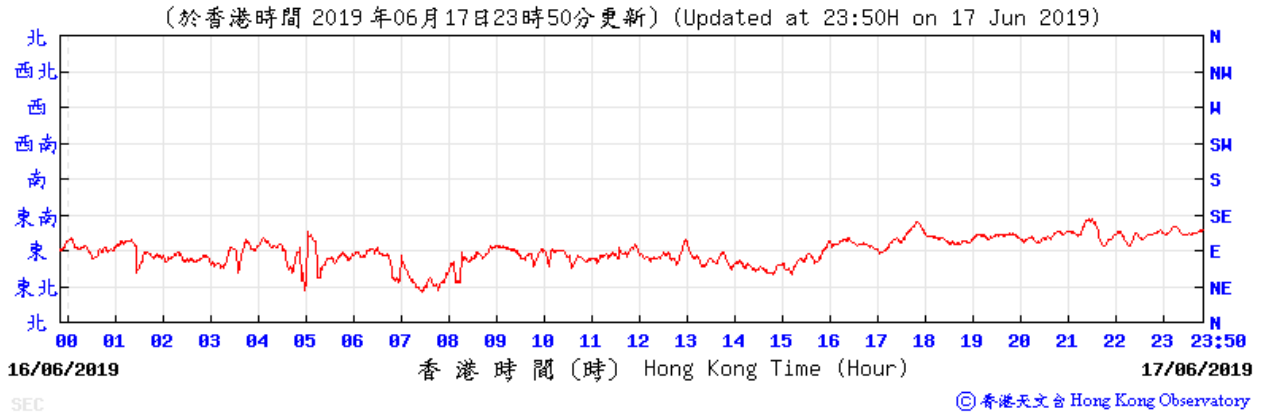
© 香港天文台 Hong Kong Observatory

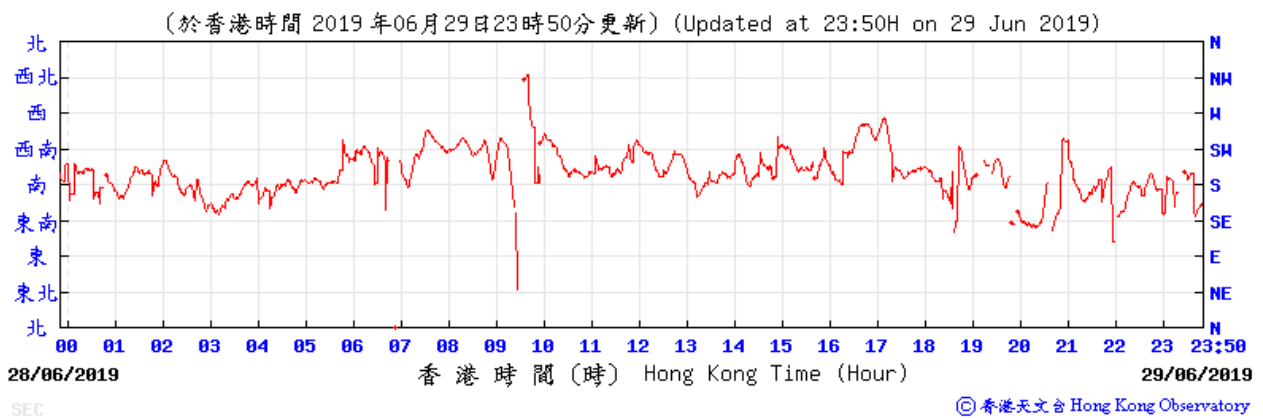
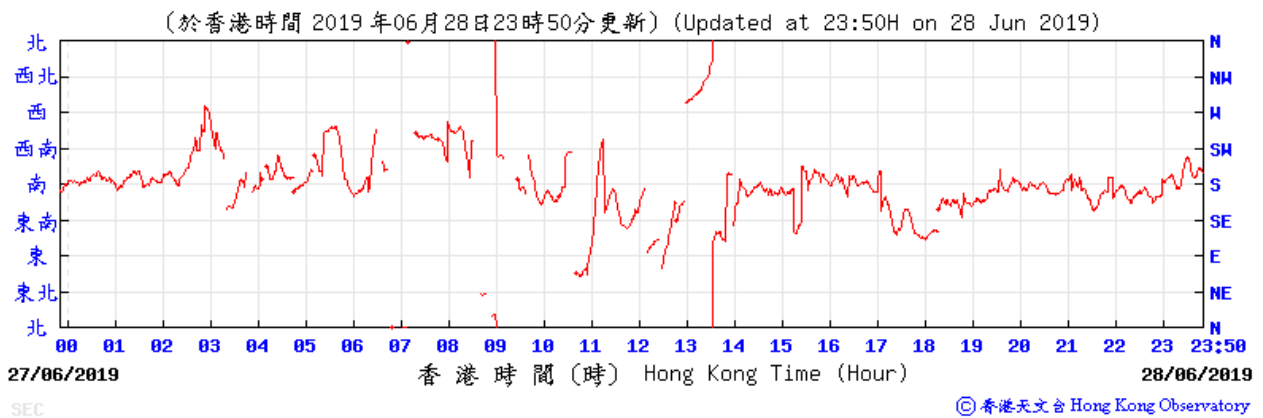
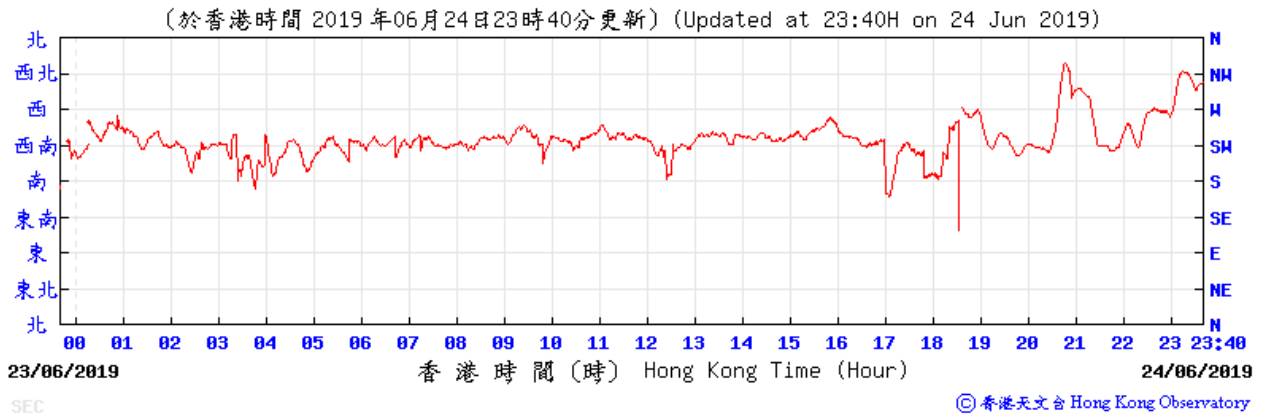
(於香港時間 2019 年06月05日23時50分更新) (Updated at 23:50H on 5 Jun 2019)



SEC

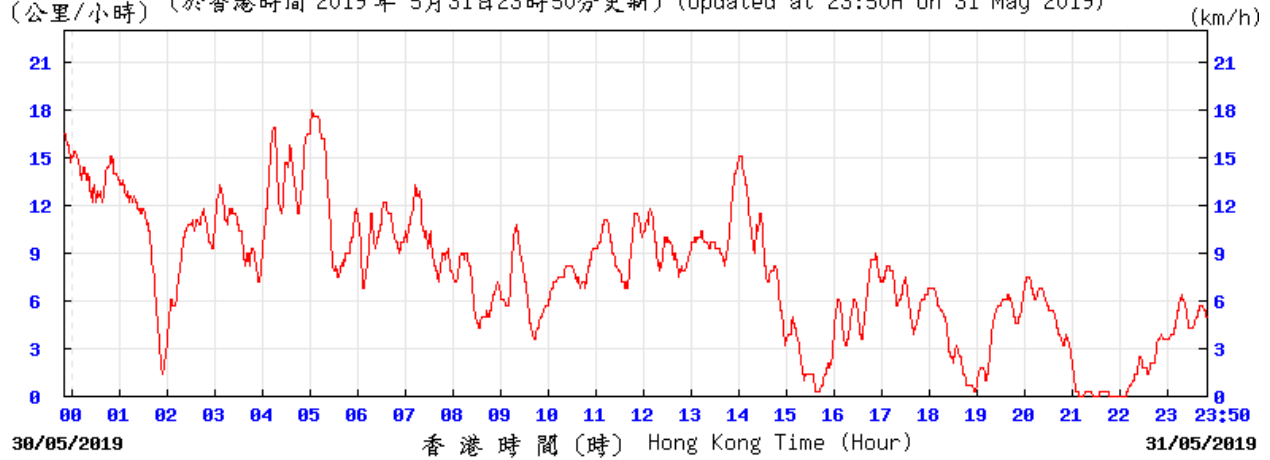
© 香港天文台 Hong Kong Observatory





Data of Wind Speed Extracted from Kai Tak Wind Station of the Hong Kong Observatory

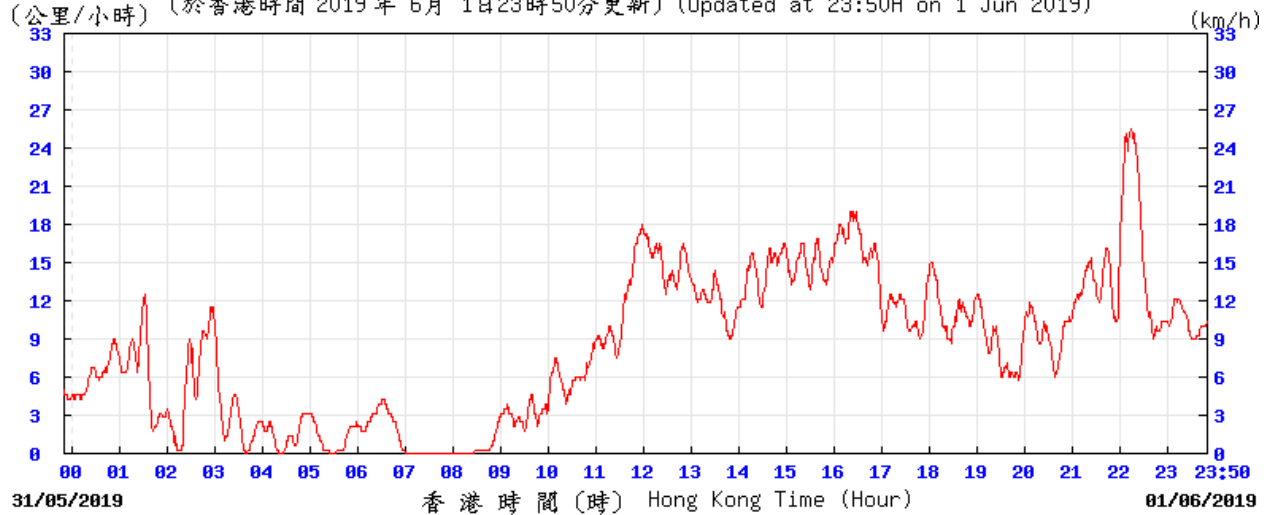
(公里/小時) (於香港時間 2019 年 5 月 31 日 23 時 50 分更新) (Updated at 23:50H on 31 May 2019)



SEC

© 香港天文台 Hong Kong Observatory

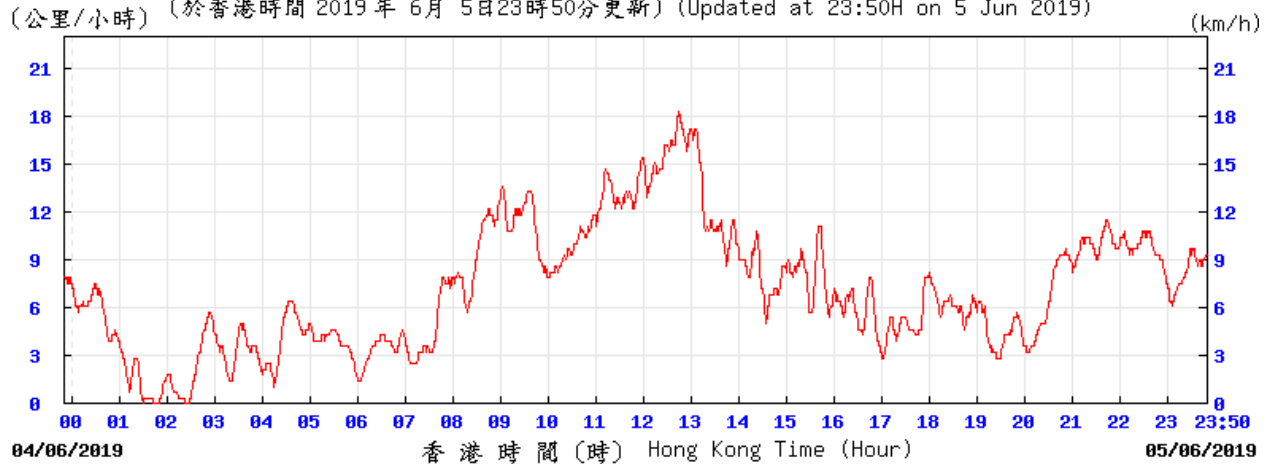
(公里/小時) (於香港時間 2019 年 6 月 1 日 23 時 50 分更新) (Updated at 23:50H on 1 Jun 2019)



SEC

© 香港天文台 Hong Kong Observatory

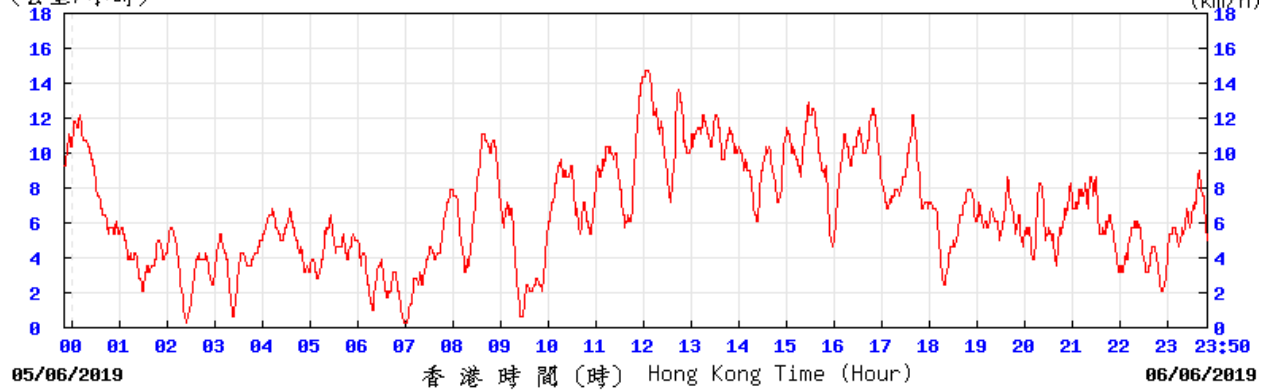
(公里/小時) (於香港時間 2019 年 6 月 5 日 23 時 50 分更新) (Updated at 23:50H on 5 Jun 2019)



SEC

© 香港天文台 Hong Kong Observatory

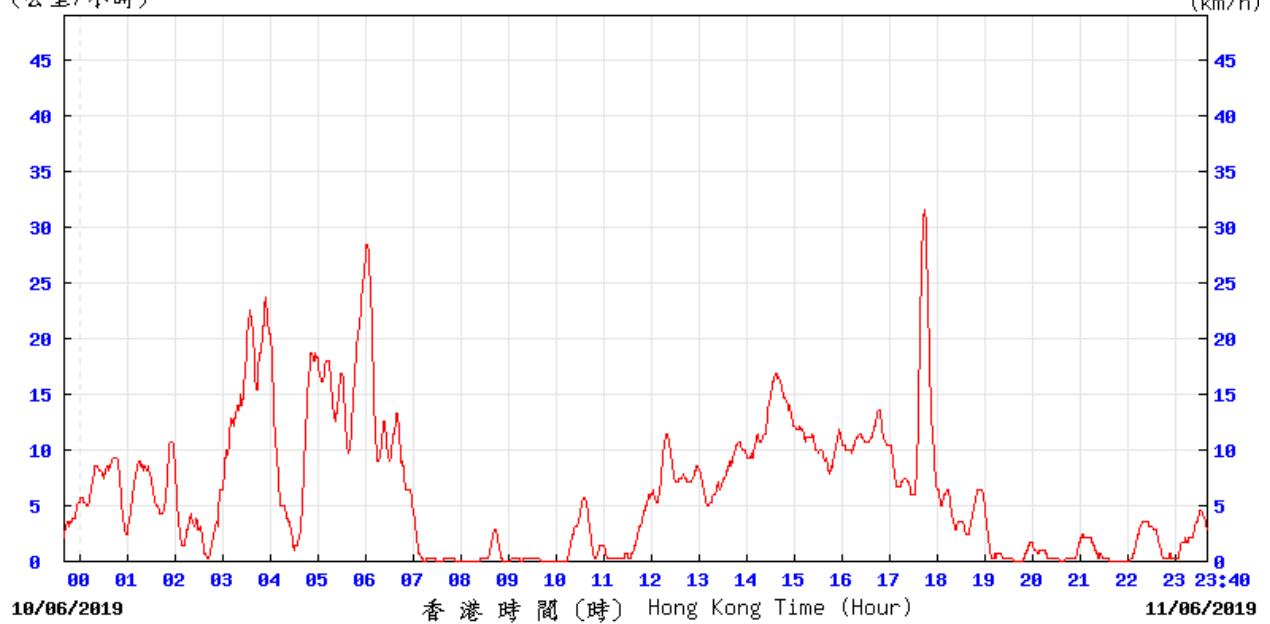
(公里/小時) (於香港時間 2019 年 6 月 6 日 23 時 50 分更新) (Updated at 23:50H on 6 Jun 2019)



SEC

© 香港天文台 Hong Kong Observatory

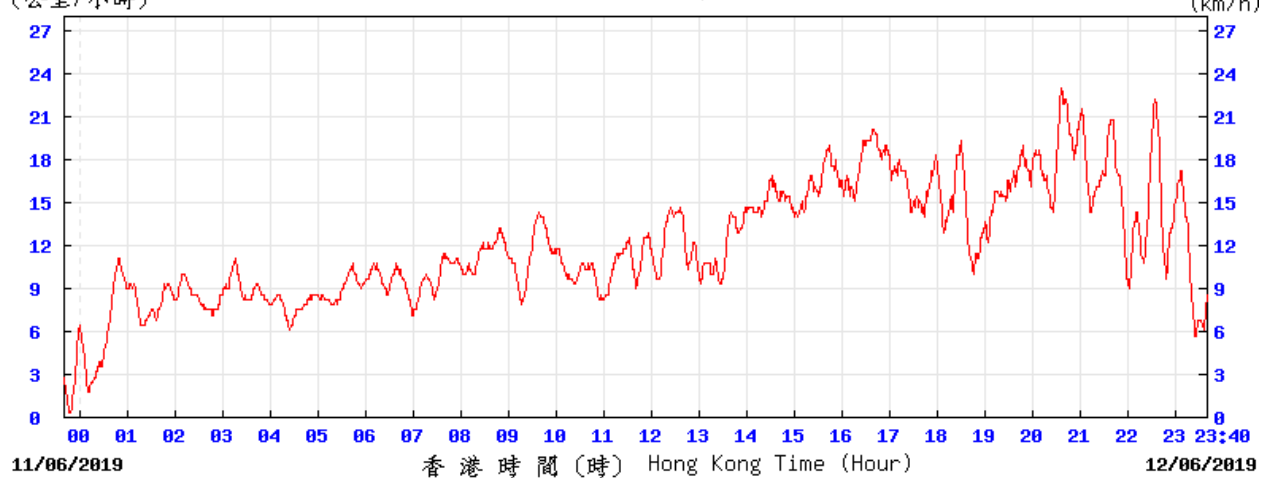
(公里/小時) (於香港時間 2019 年 6 月 11 日 23 時 40 分更新) (Updated at 23:40H on 11 Jun 2019)



SEC

© 香港天文台 Hong Kong Observatory

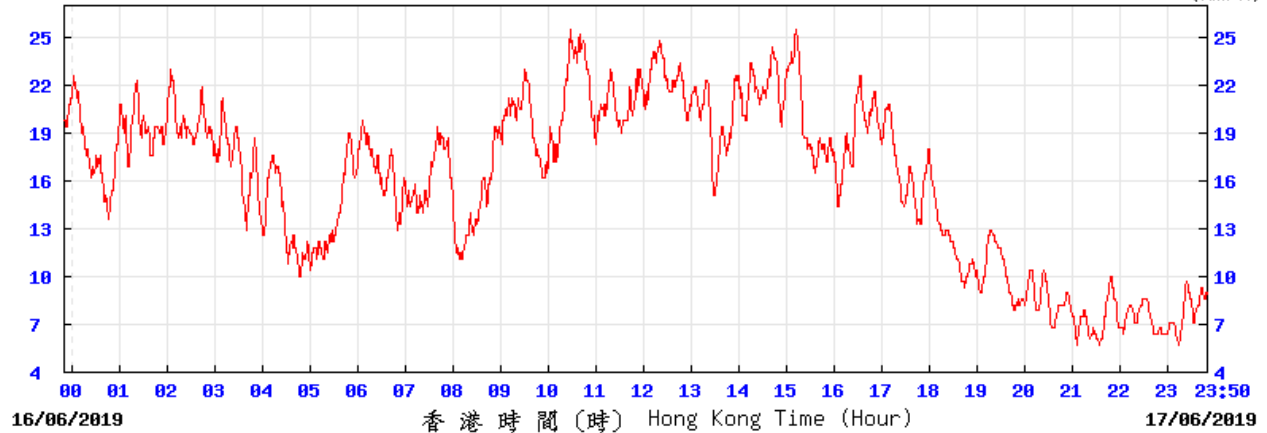
(公里/小時) (於香港時間 2019 年 6 月 12 日 23 時 40 分更新) (Updated at 23:40H on 12 Jun 2019)



SEC

© 香港天文台 Hong Kong Observatory

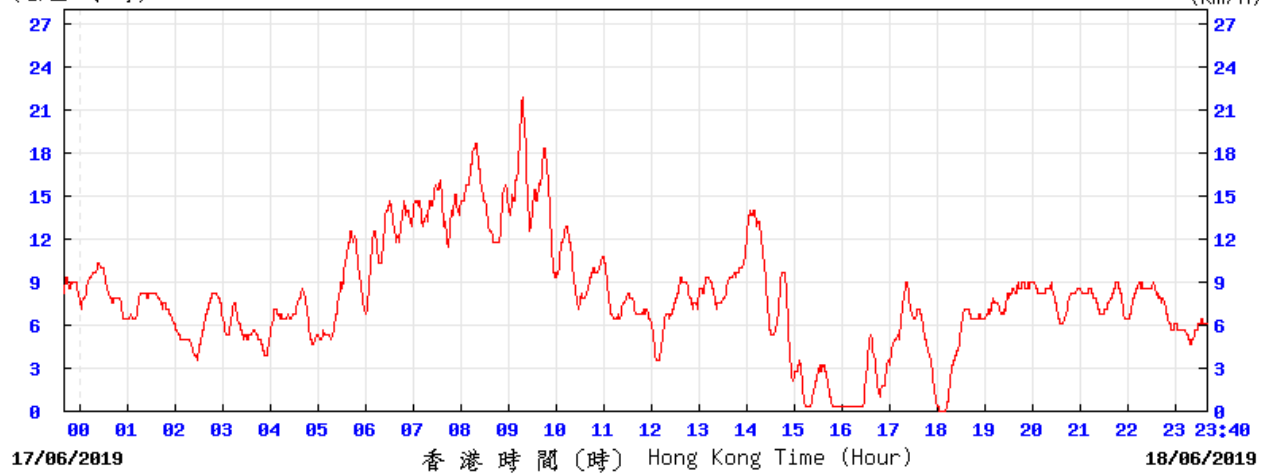
(公里/小時) (於香港時間 2019 年 6 月 17 日 23 時 50 分更新) (Updated at 23:50H on 17 Jun 2019) (km/h)



SEC

© 香港天文台 Hong Kong Observatory

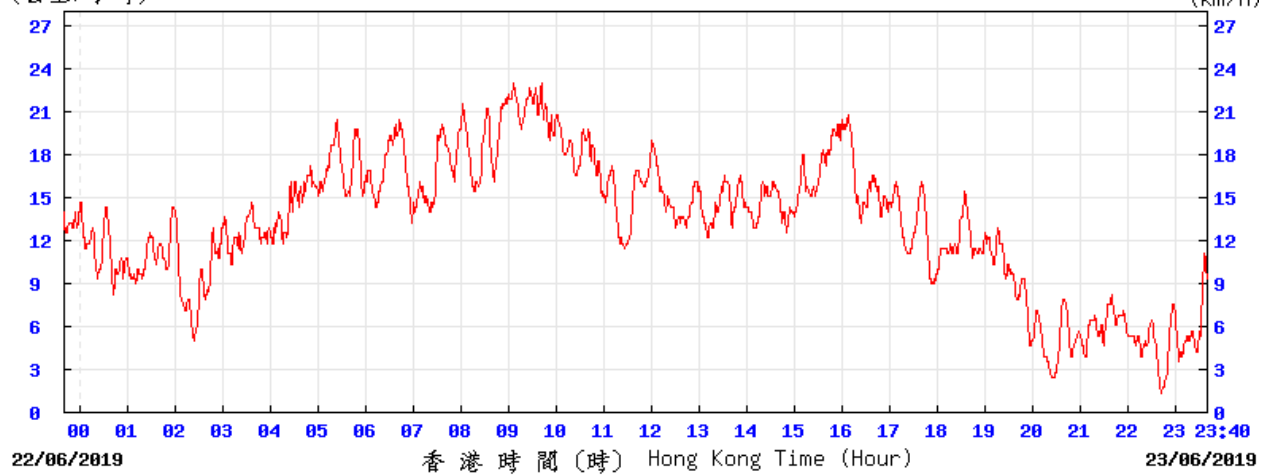
(公里/小時) (於香港時間 2019 年 6 月 18 日 23 時 40 分更新) (Updated at 23:40H on 18 Jun 2019) (km/h)



SEC

© 香港天文台 Hong Kong Observatory

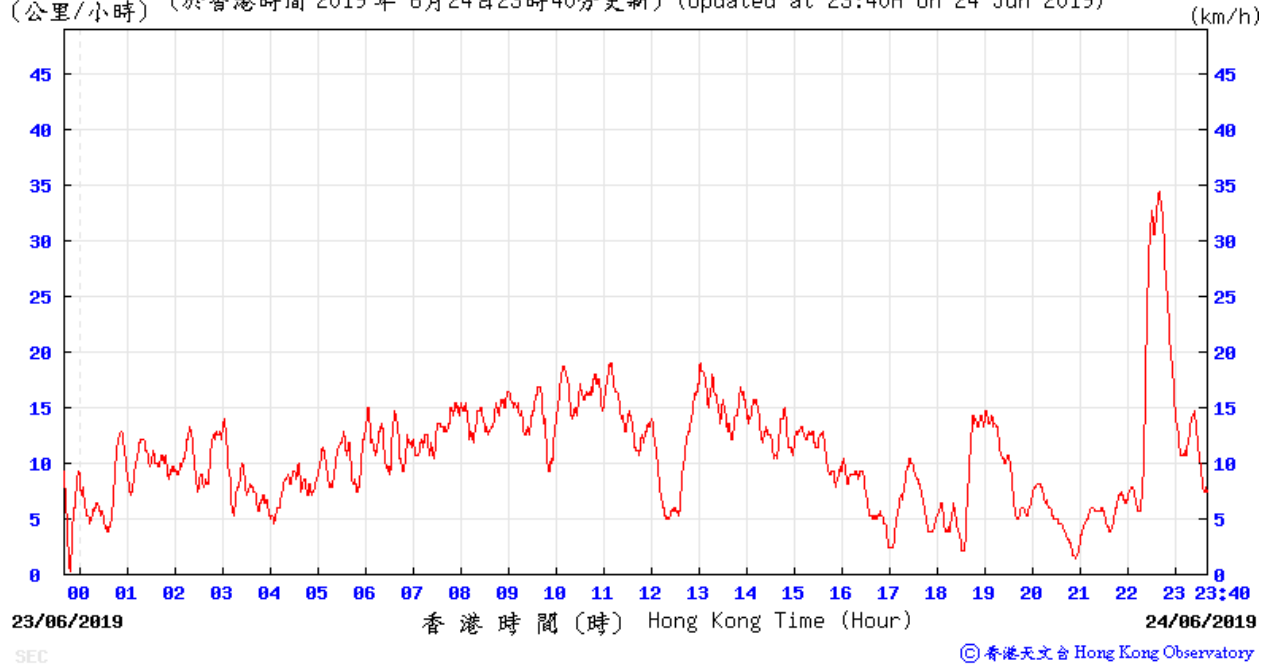
(公里/小時) (於香港時間 2019 年 6 月 23 日 23 時 40 分更新) (Updated at 23:40H on 23 Jun 2019) (km/h)



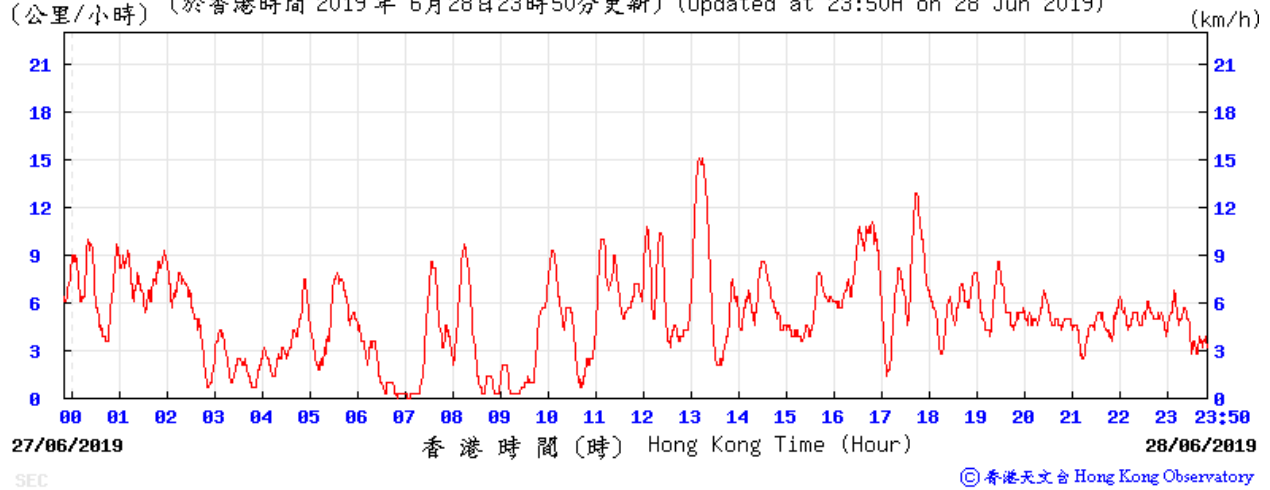
SEC

© 香港天文台 Hong Kong Observatory

(公里/小時) (於香港時間 2019 年 6月24日23時40分更新) (Updated at 23:40H on 24 Jun 2019)



(公里/小時) (於香港時間 2019 年 6月28日23時50分更新) (Updated at 23:50H on 28 Jun 2019)



(公里/小時) (於香港時間 2019 年 6月29日23時50分更新) (Updated at 23:50H on 29 Jun 2019)

