

Appendix G
Air Quality Monitoring Results

24-hour TSP Monitoring Results at Station E-A14a (Block B, Merit Industrial Centre)

Date	Weather Condition	Air Temp. (°C)	Atmospheric Pressure (hPa)	Flow Rate (m ³ /min.)		Av. flow (m ³ /min)	Total vol. (m ³)	Filter Weight (g)		Particulate weight(g)	Elapse Time		Sampling Time(hrs.)	Conc. (µg/m ³)
				Initial	Final			Initial	Final		Initial	Final		
5-Jul-19	Cloudy	29.5	1004.9	1.34	1.34	1.34	1931.0	2.6836	2.7446	0.0610	8298.32	8322.32	24.00	31.6
11-Jul-19	Sunny	28.8	1007.5	1.34	1.34	1.34	1931.0	2.7035	2.7435	0.0400	8322.32	8346.32	24.00	20.7
17-Jul-19	Cloudy	30.5	1001.4	1.34	1.34	1.34	1931.0	2.7160	2.8306	0.1146	8346.32	8370.32	24.00	59.3
23-Jul-19	Sunny	29.5	1005.3	1.34	1.34	1.34	1931.0	2.6868	2.7380	0.0512	8370.32	8394.32	24.00	26.5
29-Jul-19	Sunny	28.8	1006.6	1.34	1.34	1.34	1931.0	2.6944	2.7289	0.0345	8394.32	8418.32	24.00	17.9
													Average	31.2
													Minimum	17.9
													Maximum	59.3

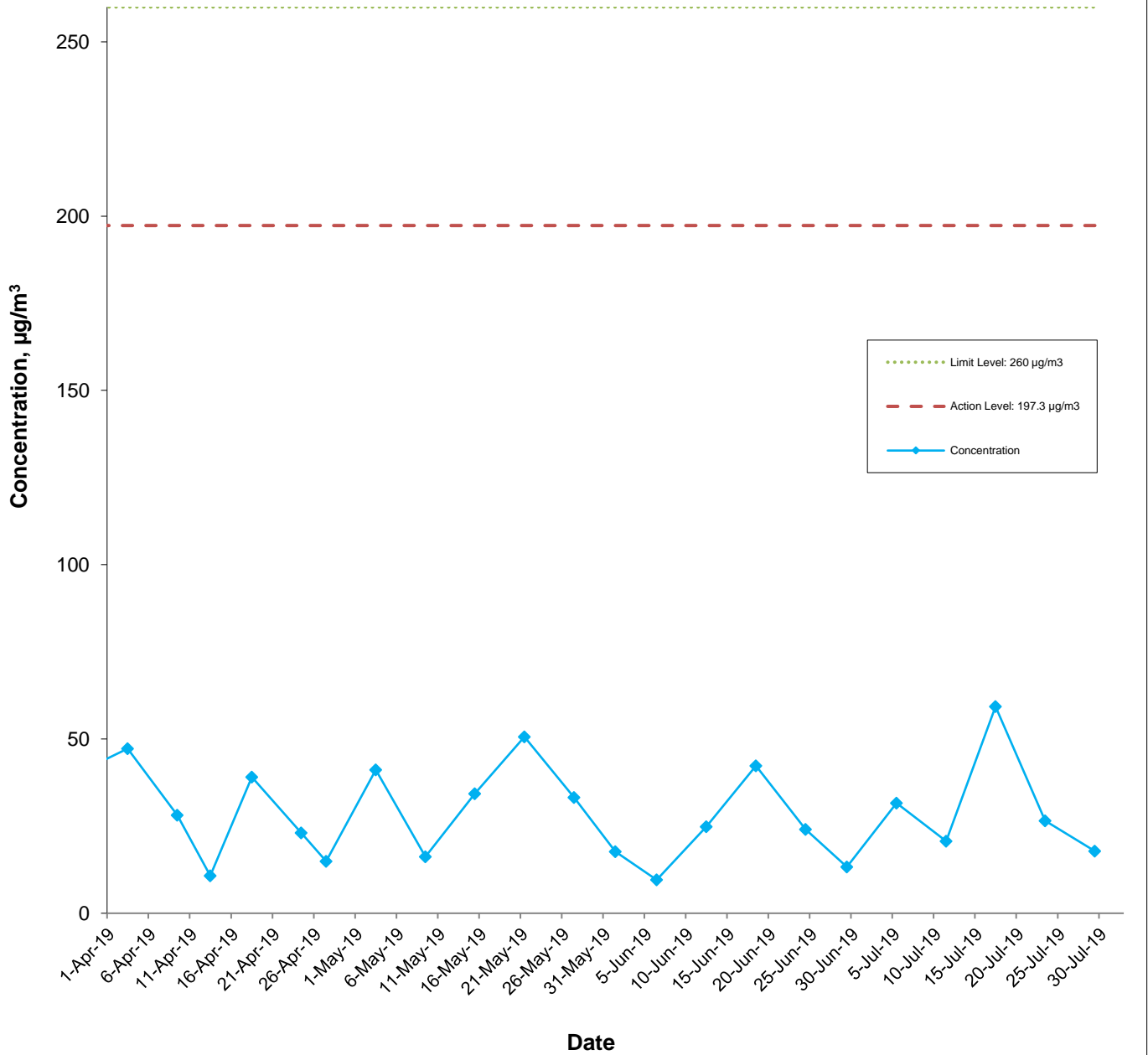
Appendix G

Air Quality Monitoring Results

1-hour TSP Monitoring Results at Station E-A14a (Block B, Merit Industrial Centre)

Date	Start Time (hh:mm)	Weather Condition	1st Hour	2nd Hour	3rd Hour
			Conc. ($\mu\text{g}/\text{m}^3$)	Conc. ($\mu\text{g}/\text{m}^3$)	Conc. ($\mu\text{g}/\text{m}^3$)
5-Jul-19	10:50	Cloudy	68.7	69.1	68.6
11-Jul-19	12:40	Fine	62.8	61.7	60.9
17-Jul-19	11:35	Sunny	67.6	70.5	72.2
23-Jul-19	13:00	Sunny	66.9	67.4	68.7
29-Jul-19	13:20	Sunny	62.6	64.1	60.2
				Average	66.1
				Min	60.2
				Max	72.2

E-A14a



This Drawing has been prepared for the use of AECOM's client. It may not be used, modified, reproduced or relied upon by third parties, except as agreed by AECOM or as required by law. AECOM accepts no responsibility, and denies any liability whatsoever, to any party that uses or relies on this drawing without AECOM's express written consent.

Central Kowloon Route - Kai Tak West (Contract No. HY/2014/07)

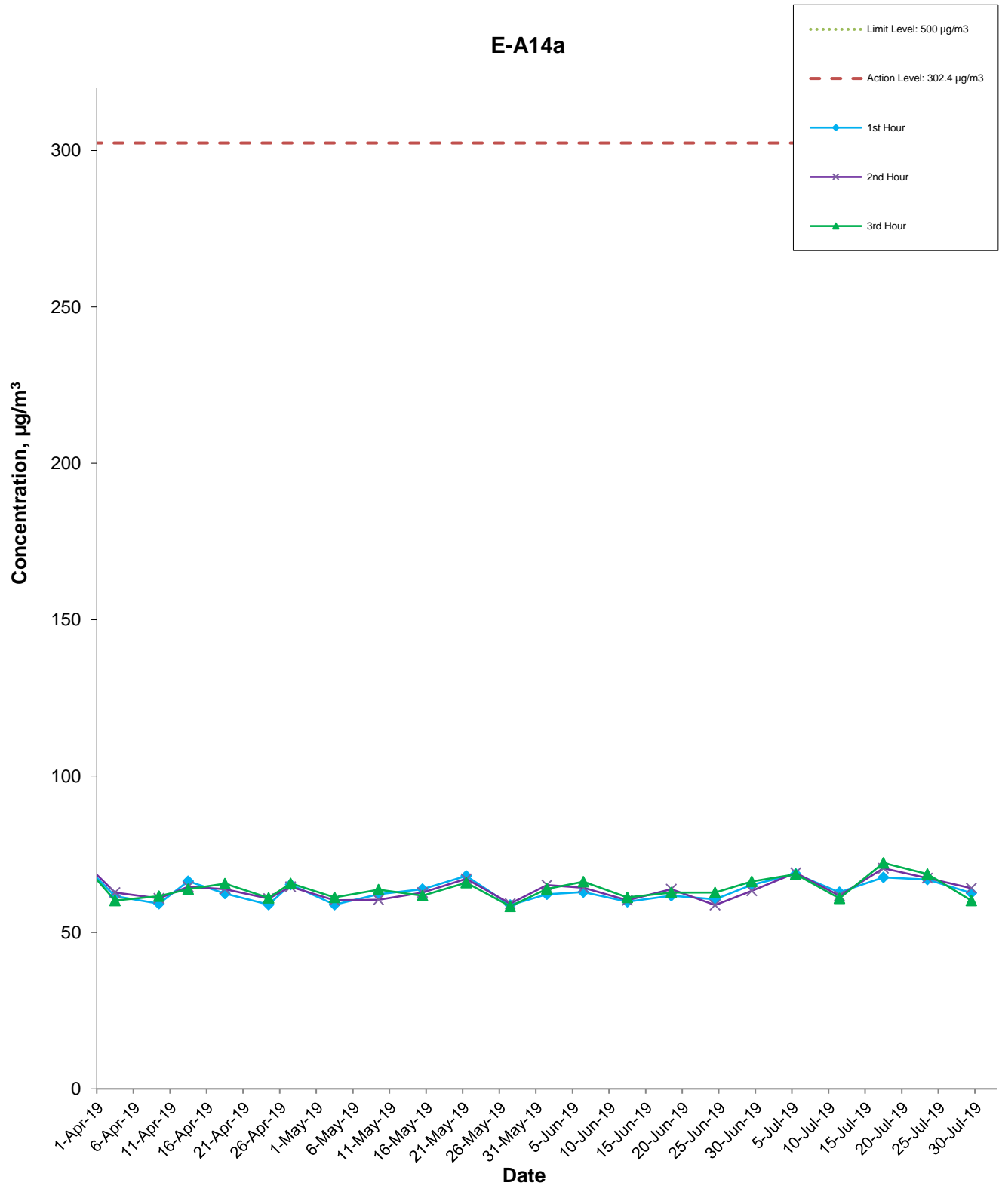


Graphical Presentation of Impact 24-hour TSP Monitoring Results

Date: August 2019

Appendix G

E-A14a



This Drawing has been prepared for the use of AECOM's client. It may not be used, modified, reproduced or relied upon by third parties, except as agreed by AECOM or as required by law. AECOM accepts no responsibility, and denies any liability whatsoever, to any party that uses or relies on this drawing without AECOM's express written consent.

Central Kowloon Route - Kai Tak West (Contract No. HY/2014/07)



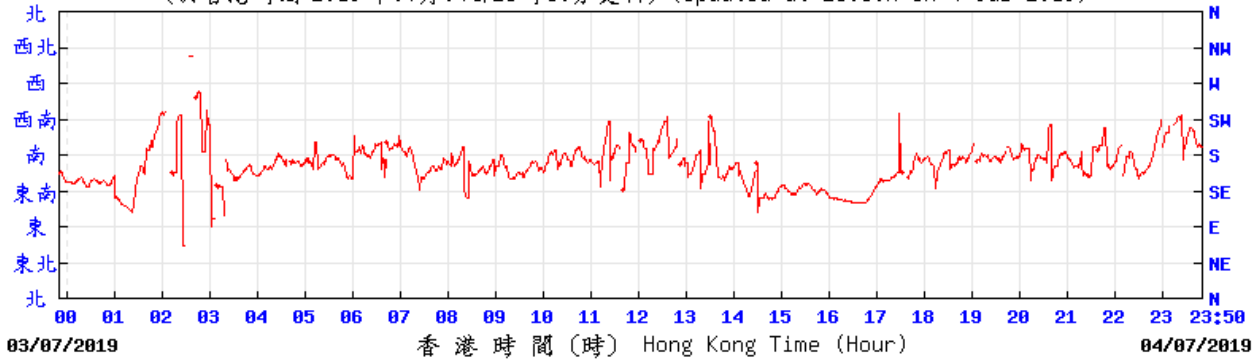
Graphical Presentation of Impact 1-hour TSP Monitoring Results

Date: August 2019

Appendix G

Data of Wind Direction Extracted from Kai Tak Wind Station of the Hong Kong Observatory

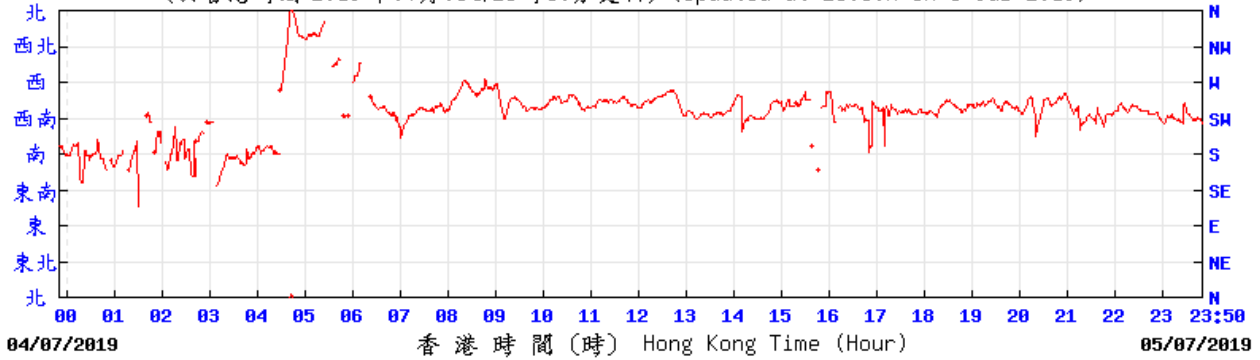
(於香港時間 2019 年07月04日23時50分更新) (Updated at 23:50H on 4 Jul 2019)



SEC

© 香港天文台 Hong Kong Observatory

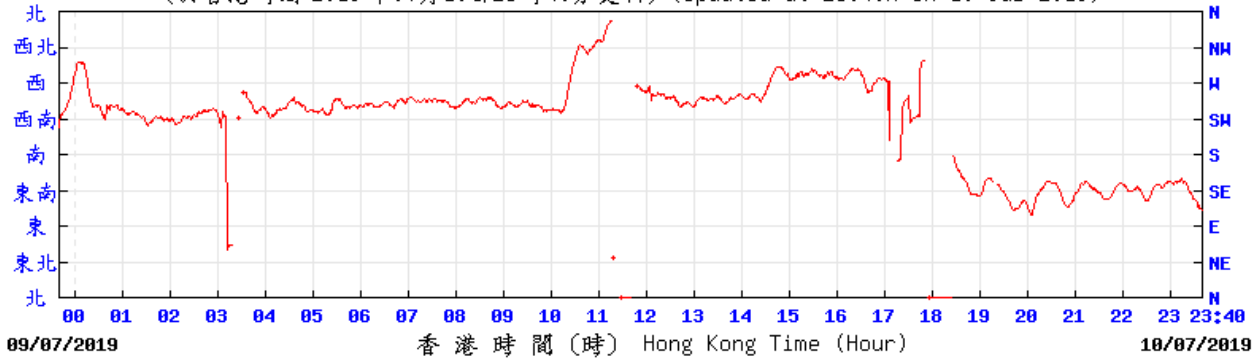
(於香港時間 2019 年07月05日23時50分更新) (Updated at 23:50H on 5 Jul 2019)



SEC

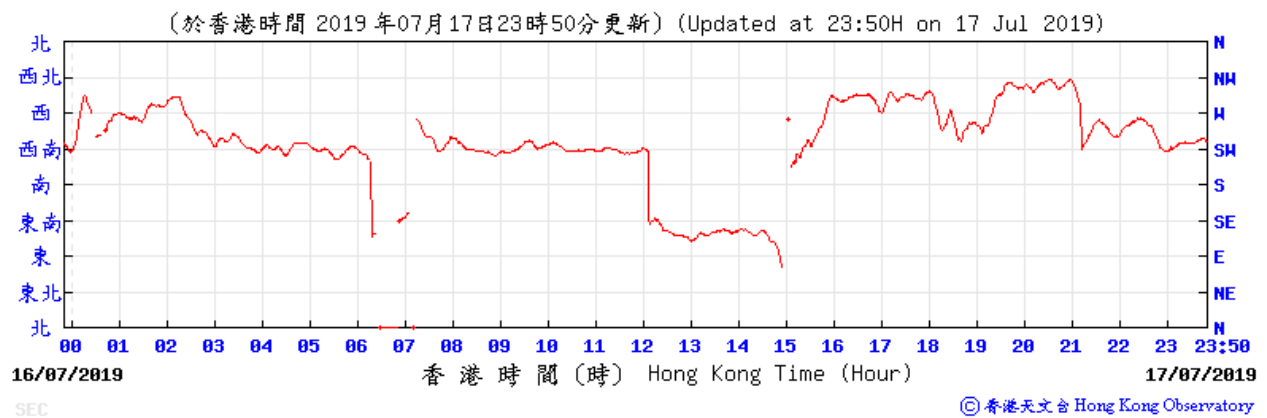
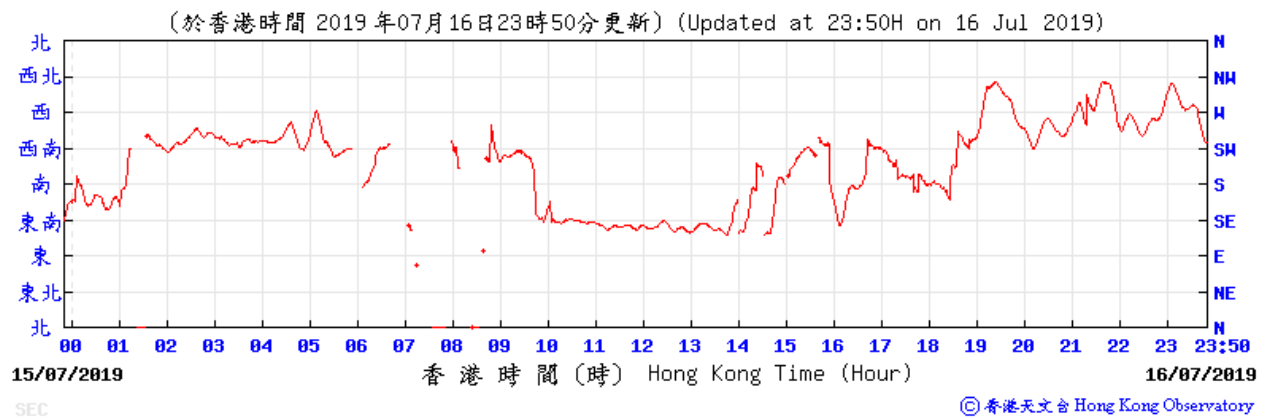
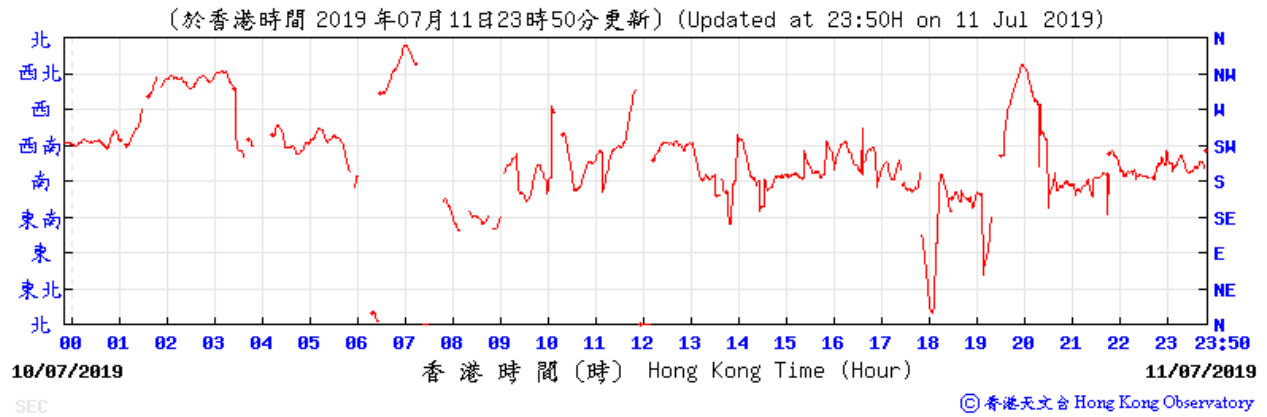
© 香港天文台 Hong Kong Observatory

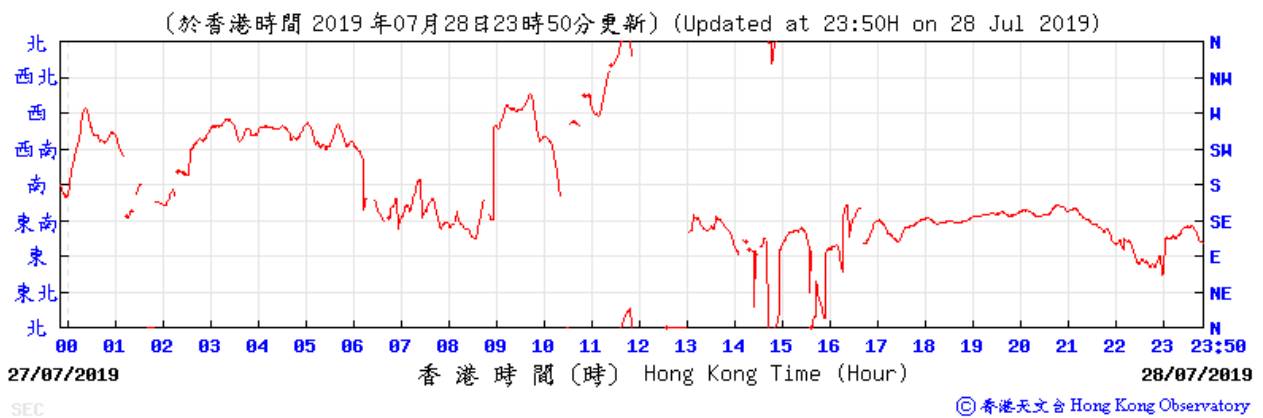
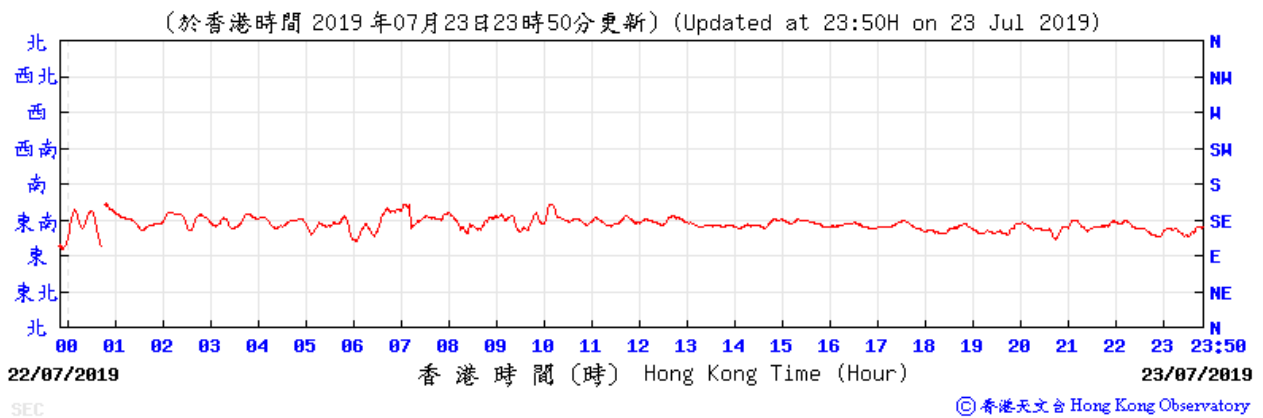
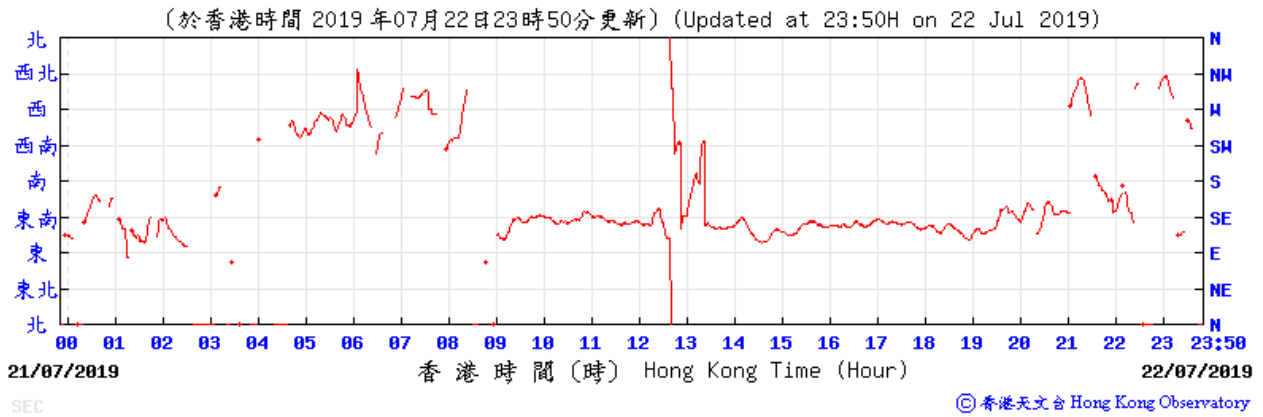
(於香港時間 2019 年07月10日23時40分更新) (Updated at 23:40H on 10 Jul 2019)



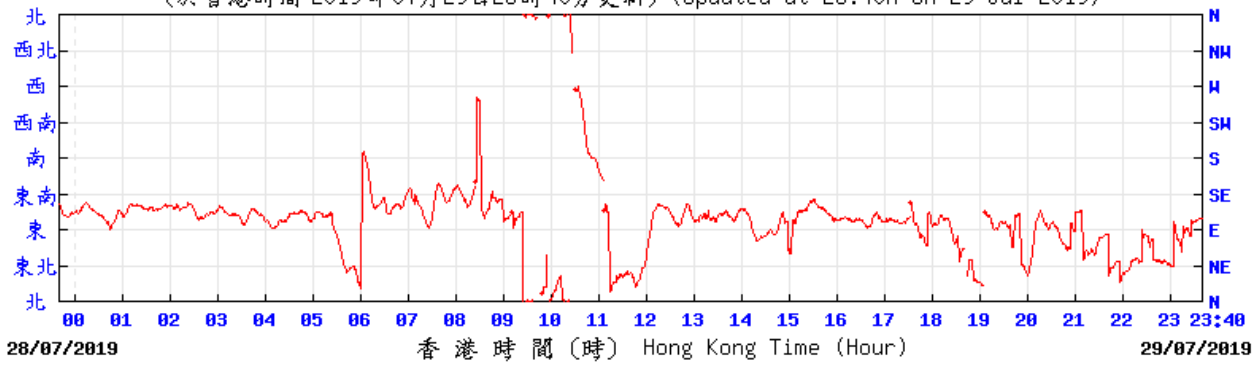
SEC

© 香港天文台 Hong Kong Observatory





(於香港時間 2019 年07月29日23時40分更新) (Updated at 23:40H on 29 Jul 2019)



28/07/2019

香港時間 (時) Hong Kong Time (Hour)

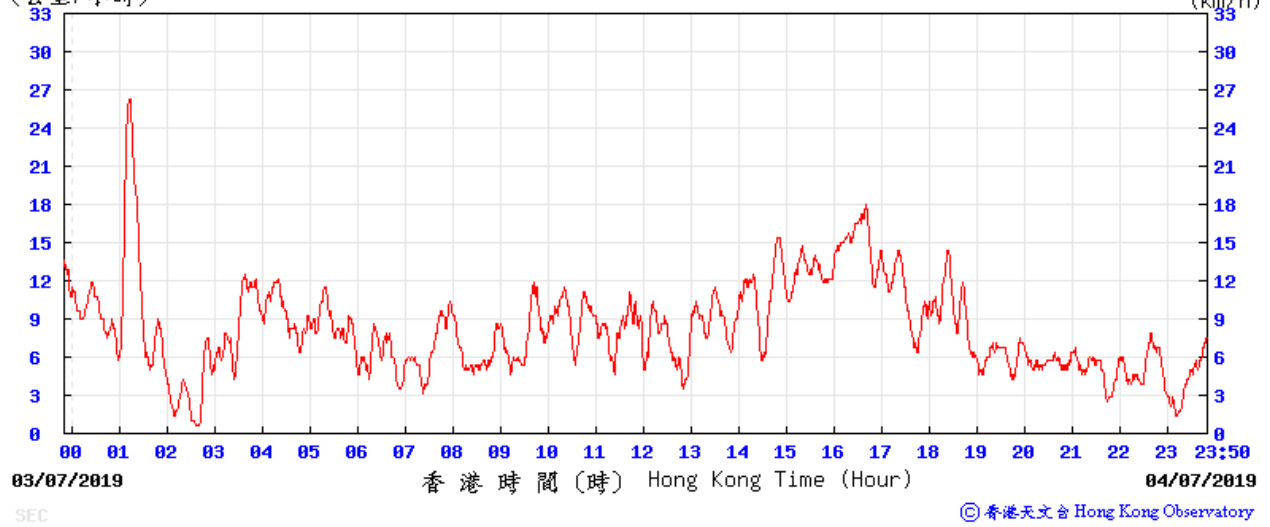
29/07/2019

SEC

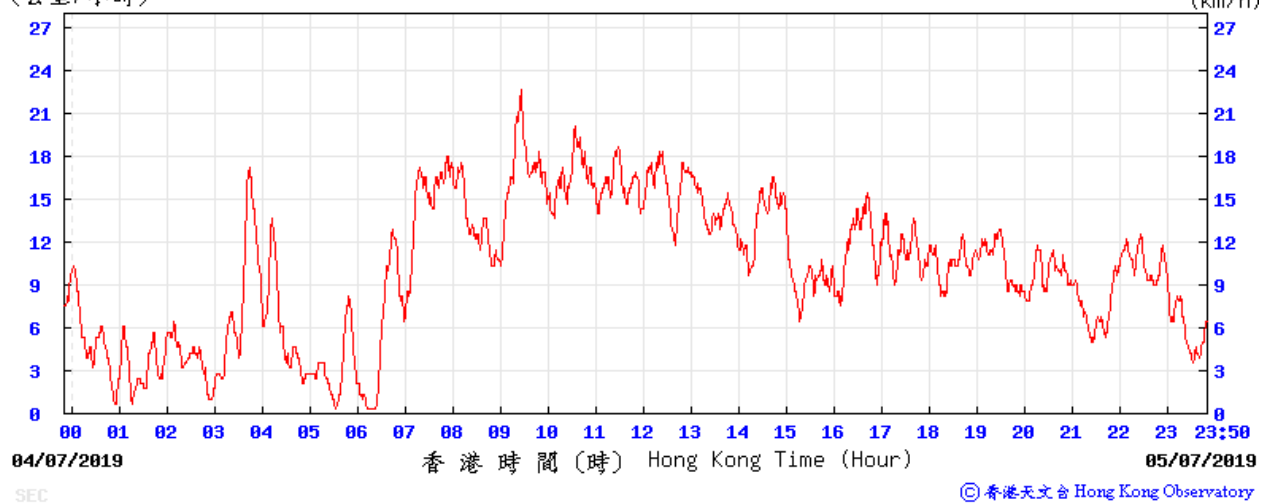
© 香港天文台 Hong Kong Observatory

Data of Wind Speed Extracted from Kai Tak Wind Station of the Hong Kong Observatory

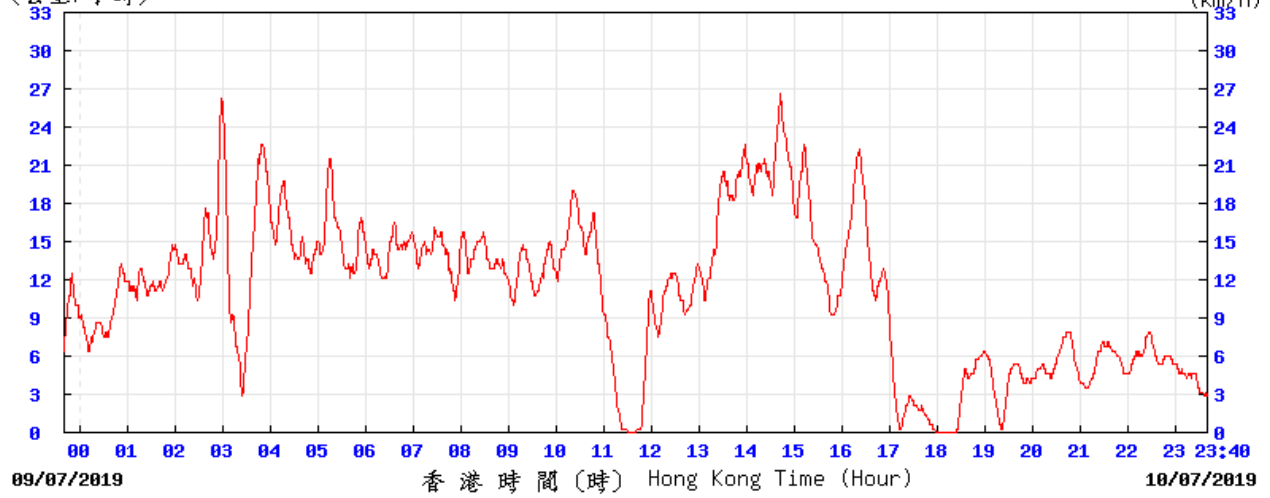
(公里/小時) (於香港時間 2019 年 7 月 4 日 23 時 50 分更新) (Updated at 23:50H on 4 Jul 2019)



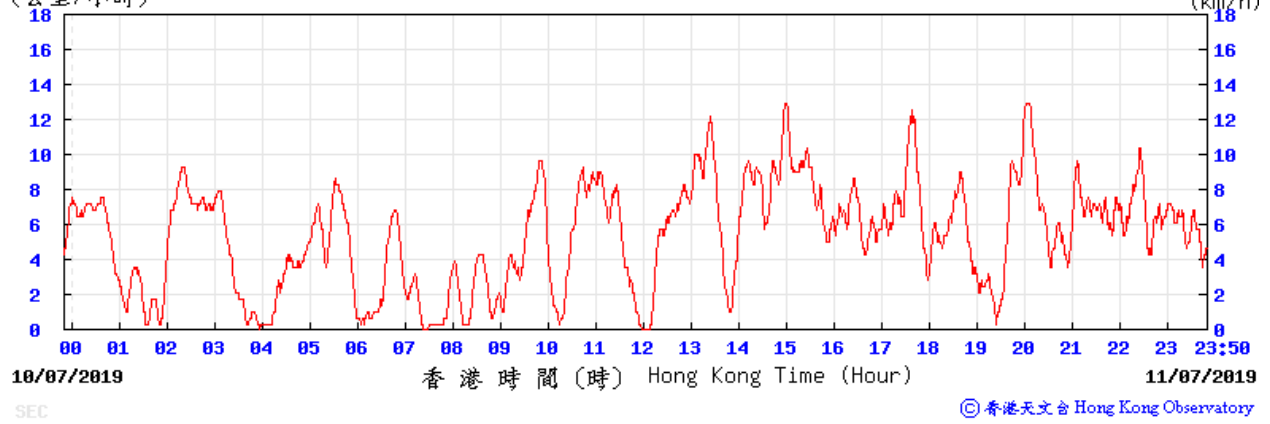
(公里/小時) (於香港時間 2019 年 7 月 5 日 23 時 50 分更新) (Updated at 23:50H on 5 Jul 2019)



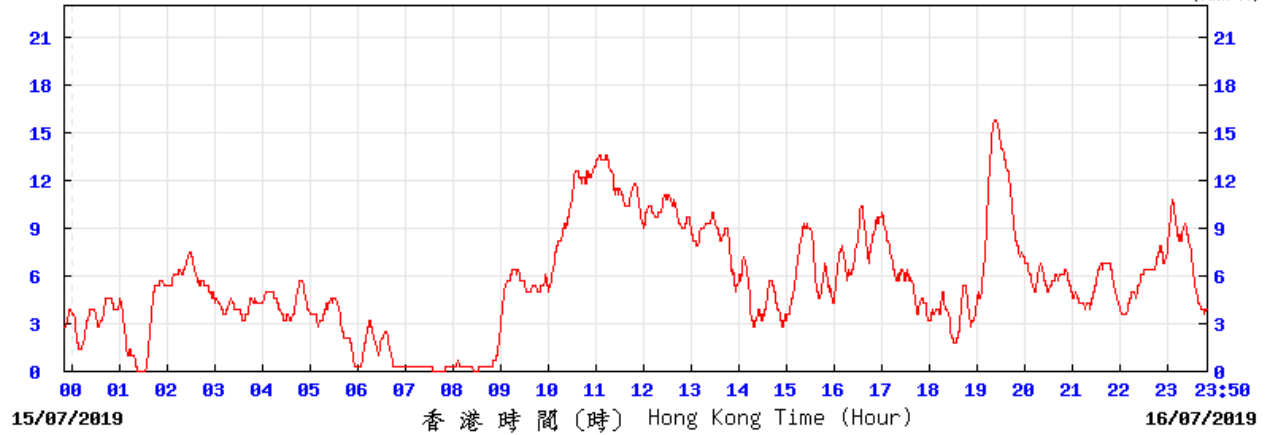
(公里/小時) (於香港時間 2019 年 7 月 10 日 23 時 40 分更新) (Updated at 23:40H on 10 Jul 2019)



(公里/小時) (於香港時間 2019 年 7 月 11 日 23 時 50 分更新) (Updated at 23:50H on 11 Jul 2019)



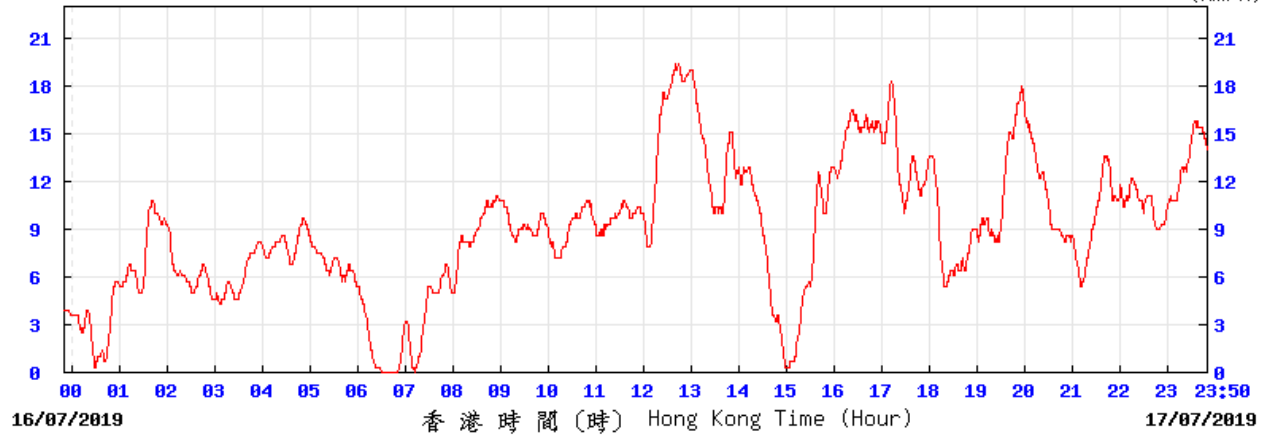
(公里/小時) (於香港時間 2019 年 7 月 16 日 23 時 50 分更新) (Updated at 23:50H on 16 Jul 2019) (km/h)



SEC

© 香港天文台 Hong Kong Observatory

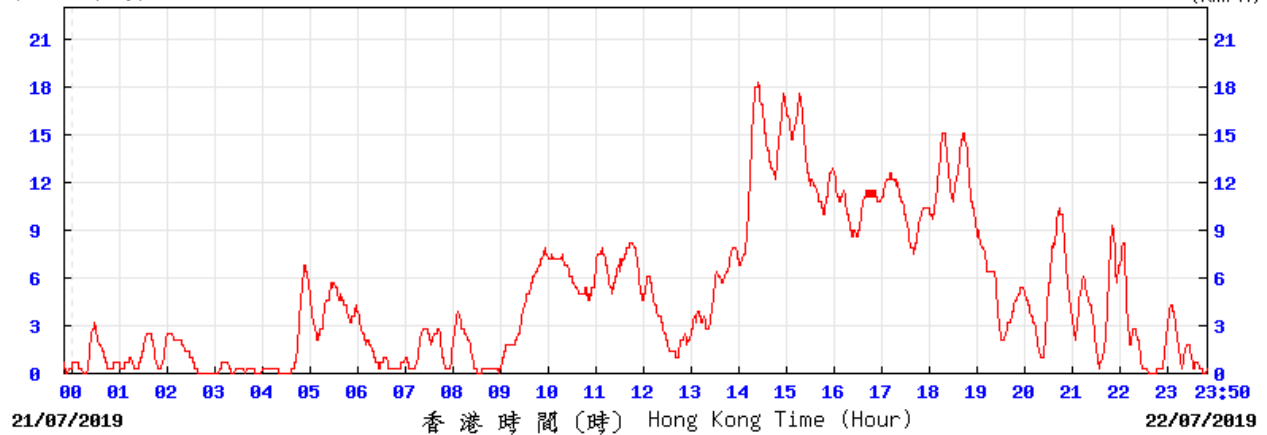
(公里/小時) (於香港時間 2019 年 7 月 17 日 23 時 50 分更新) (Updated at 23:50H on 17 Jul 2019) (km/h)



SEC

© 香港天文台 Hong Kong Observatory

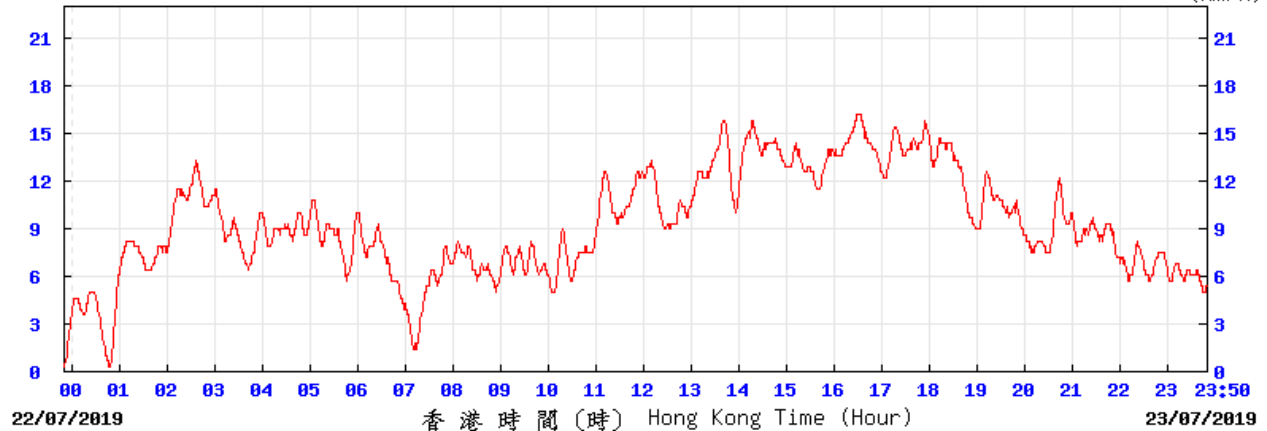
(公里/小時) (於香港時間 2019 年 7 月 22 日 23 時 50 分更新) (Updated at 23:50H on 22 Jul 2019) (km/h)



SEC

© 香港天文台 Hong Kong Observatory

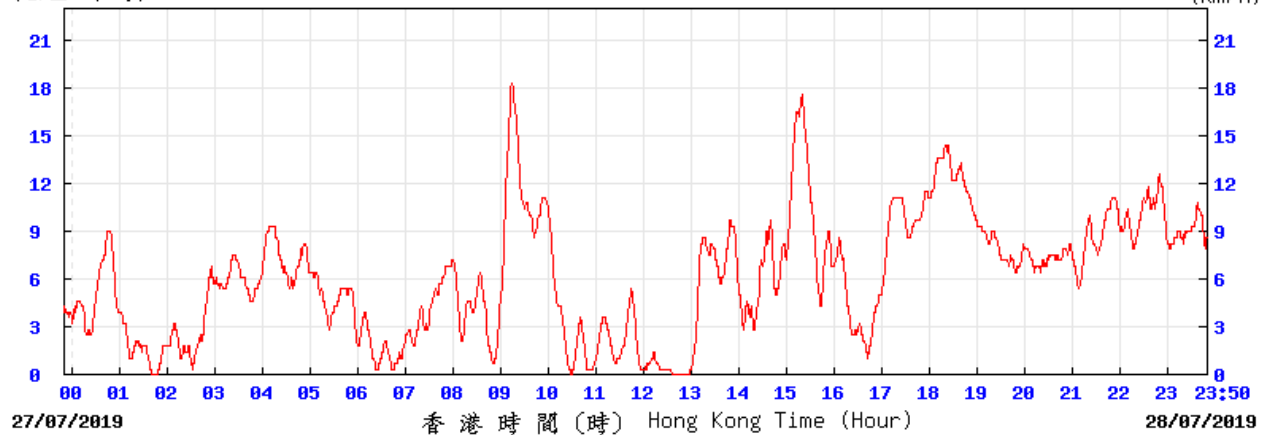
(公里/小時) (於香港時間 2019 年 7 月 23 日 23 時 50 分更新) (Updated at 23:50H on 23 Jul 2019) (km/h)



SEC

© 香港天文台 Hong Kong Observatory

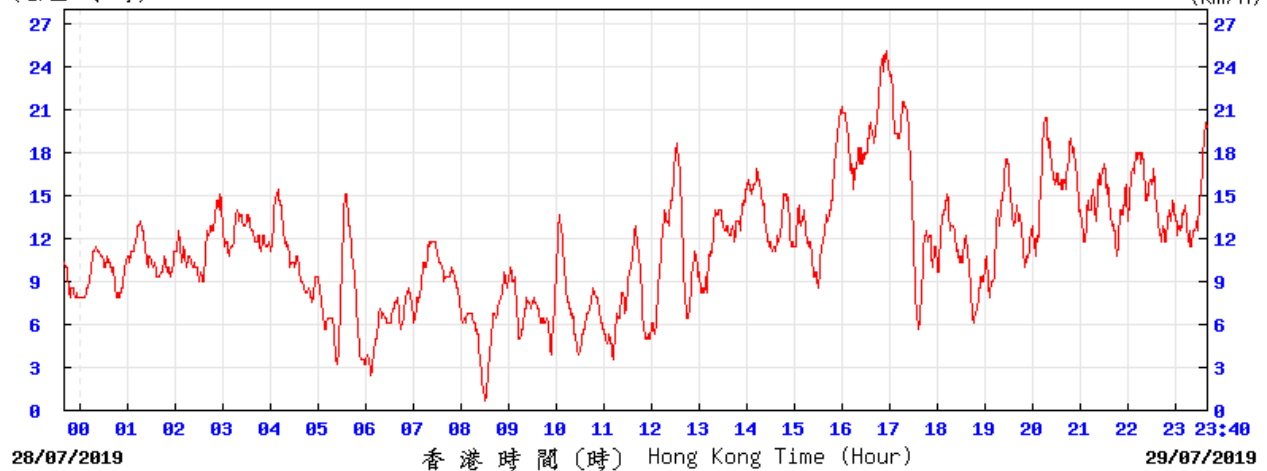
(公里/小時) (於香港時間 2019 年 7 月 28 日 23 時 50 分更新) (Updated at 23:50H on 28 Jul 2019) (km/h)



SEC

© 香港天文台 Hong Kong Observatory

(公里/小時) (於香港時間 2019 年 7 月 29 日 23 時 40 分更新) (Updated at 23:40H on 29 Jul 2019) (km/h)



SEC

© 香港天文台 Hong Kong Observatory