

CERTIFICATE OF CALIBRATION

It is certified that the item under calibration has been calibrated by corresponding calibrated High Volume Sampler, hereinafter ("HVS")

Equipment Calibrated:		Standard Equipment:	
Type:	Dust Monitor System	Type:	High Volume Sampler
Model:	OC-9200	Model:	TE 5170
Equipment No.:	A-06-03	Equipment No.:	A-01-75
Serial No.:	OC20210316224101	Serial No.:	3499
Sensitivity.:	0.001mg/m3	Tisch Calibration Orifice No.:	3864

Date of Calibration:	21-Jun-24
Validity of Calibration Record:	21-Aug-24

Calibration

Calibration Points:	Time Minutes	High Volume Sampler	Dust Monitor System
		Mass concentration [$\mu\text{g}/\text{m}^3$]	Mass concentration [$\mu\text{g}/\text{m}^3$]
		y Axis	x Axis
0	60	0	0
1	60	228.0	75.0
2	60	128.0	44.0
3	60	84.0	29.0
Average	60	110.0	37.0

With the aid of the mathematical model of Simple Linear Regression, the following values are calculated as:

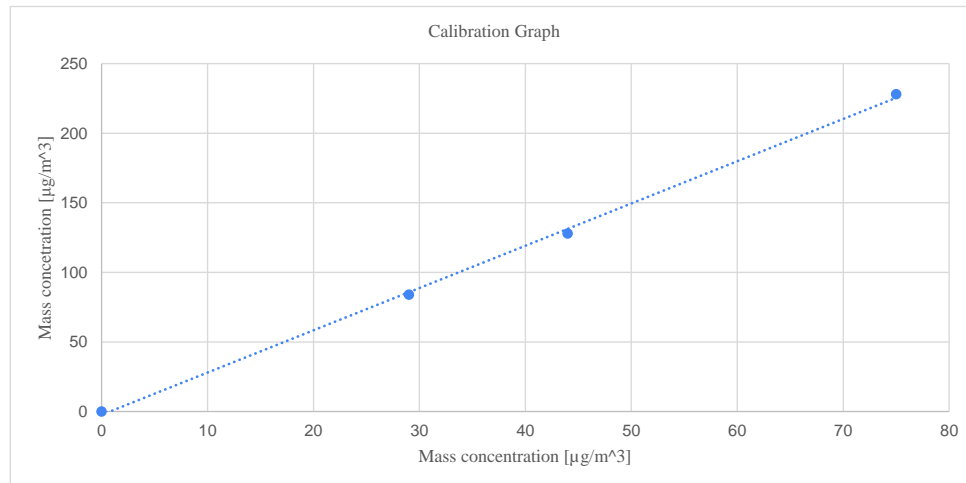
Slope:	3.03759398
Intercept:	-2.39097744
Correlation Coefficient:	0.99952134

If the correlation coefficient is green (ie larger than 0.90), then no recalibration is required

Scale factor (K):	3.0	(to one decimal point)
--------------------------	------------	------------------------

Equation of line:



$y(\text{HVS})=3.6x(\text{OC-9200})$
--



In-house method in according to the instruction manual:

The OC-9200 was compared with a calibrated HVS; the result has been used to calculate the scale factor and correlation coefficient between the two equipment.

The filter papers are weighted by HOKLAS laboratory (HPCT Limited)

Recorded by:	Signature:	Date:
Technical Officer (Wong Shing Kwai)		21-Jun-24
Checked by:	Signature:	Date:
Project Manager (Henry Leung)		21-Jun-24

CERTIFICATE OF CALIBRATION

It is certified that the item under calibration has been calibrated by corresponding calibrated High Volume Sampler, hereinafter ("HVS")

Equipment Calibrated:		Standard Equipment:	
Type:	Dust Monitor System	Type:	High Volume Sampler
Model:	OC-9200	Model:	TE 5170
Equipment No.:	A-06-03	Equipment No.:	A-01-75
Serial No.:	OC20210316224101	Serial No.:	3499
Sensitivity.:	0.001mg/m3	Tisch Calibration Orifice No.:	3864

Date of Calibration:	21-Aug-24
Validity of Calibration Record:	21-Oct-24

Calibration

Calibration Points:	Time Minutes	High Volume Sampler	Dust Monitor System
		Mass concentration [$\mu\text{g}/\text{m}^3$]	Mass concentration [$\mu\text{g}/\text{m}^3$]
		y Axis	x Axis
0	60	0	0
1	60	227.0	76.0
2	60	127.0	45.0
3	60	83.0	30.0
Average	60	109.3	37.8

With the aid of the mathematical model of Simple Linear Regression, the following values are calculated as:

Slope:	2.98600350
Intercept:	-3.47163209
Correlation Coefficient:	0.99907787

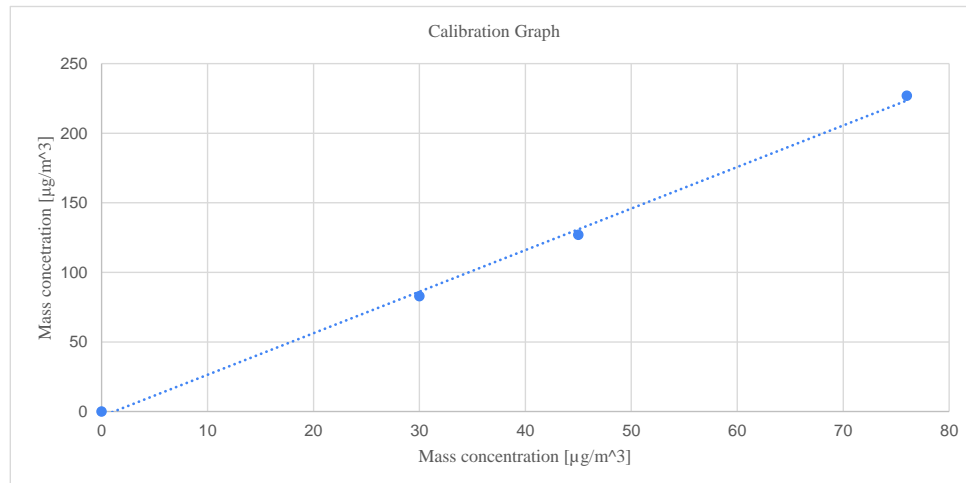
If the correlation coefficient is green (ie larger than 0.90), then no recalibration is required

Scale factor (K):	3.0
--------------------------	------------

(to one decimal point)

Equation of line:



$y(\text{HVS})=3.6x(\text{OC-9200})$
--



In-house method in according to the instruction manual:

The OC-9200 was compared with a calibrated HVS; the result has been used to calculate the scale factor and correlation coefficient between the two equipment.

The filter papers are weighted by HOKLAS laboratory (HPCT Litimed)

Recorded by:	Signature:	Date:
Technical Officer (Wong Shing Kwai)		21-Aug-24
Checked by:	Signature:	Date:
Project Manager (Henry Leung)		21-Aug-24

High-Volume TSP Sampler

5-POINT CALIBRATION DATA SHEET



File No. MA20024/74/0004

Location: M-A3 - S.K.H Tsoi Kung Po Secondary School

Date: 8-Jun-24 Next Due Date: 8-Aug-24 Operator: SK

Equipment No.: A-01-74 Model No.: TE-5170 Serial No.: 2204

Ambient Condition			
Temperature, Ta (K)	300.3	Pressure, Pa (mmHg)	755.2

Orifice Transfer Standard Information					
Serial No.	3864	Slope, mc	0.05976	Intercept, bc	-0.05018
Last Calibration Date:	15-Jan-24	$mc \times Qstd + bc = [\Delta H \times (Pa/760) \times (298/Ta)]^{1/2}$			
Next Calibration Date:	15-Jan-25	$Qstd = \{[\Delta H \times (Pa/760) \times (298/Ta)]^{1/2} - bc\} / mc$			

Calibration of TSP Sampler					
Calibration Point	Orifice			HVS	
	ΔH (orifice), in. of water	$[\Delta H \times (Pa/760) \times (298/Ta)]^{1/2}$	Qstd (CFM) X - axis	ΔW (HVS), in. of water	$[\Delta W \times (Pa/760) \times (298/Ta)]^{1/2}$ Y-axis
1	15.6	3.92	66.47	10.3	3.19
2	12.6	3.52	59.82	8.5	2.90
3	9.3	3.03	51.51	6.6	2.55
4	6.0	2.43	41.54	4.2	2.04
5	3.4	1.83	31.48	2.7	1.63

By Linear Regression of Y on X

Slope, mw = 0.0450 Intercept, bw = 0.2013

Correlation coefficient* = 0.9992

*If Correlation Coefficient < 0.990, check and recalibrate.

Set Point Calculation


From the TSP Field Calibration Curve, take Qstd = 43 CFM


From the Regression Equation, the "Y" value according to

$$mw \times Qstd + bw = [\Delta W \times (Pa/760) \times (298/Ta)]^{1/2}$$

Therefore, Set Point; W = $(mw \times Qstd + bw)^2 \times (760 / Pa) \times (Ta / 298) =$ 4.63

Remarks: _____

Conducted by: Wong Shing Kwai Signature:  Date: 8-Jun-24

Checked by: Henry Leung Signature:  Date: 8-Jun-24

High-Volume TSP Sampler

5-POINT CALIBRATION DATA SHEET



File No. MA20024/74/0005

Location: M-A3 - S.K.H Tsoi Kung Po Secondary School

Date: 8-Aug-24 Next Due Date: 8-Oct-24 Operator: SK

Equipment No.: A-01-74 Model No.: TE-5170 Serial No.: 2204

Ambient Condition			
Temperature, Ta (K)	304.7	Pressure, Pa (mmHg)	755.1

Orifice Transfer Standard Information					
Serial No.	3864	Slope, mc	0.05976	Intercept, bc	-0.05018
Last Calibration Date:	15-Jan-24	$mc \times Q_{std} + bc = [\Delta H \times (Pa/760) \times (298/Ta)]^{1/2}$			
Next Calibration Date:	15-Jan-25	$Q_{std} = \{[\Delta H \times (Pa/760) \times (298/Ta)]^{1/2} - bc\} / mc$			

Calibration of TSP Sampler					
Calibration Point	Orifice			HVS	
	ΔH (orifice), in. of water	$[\Delta H \times (Pa/760) \times (298/Ta)]^{1/2}$	Qstd (CFM) X - axis	ΔW (HVS), in. of water	$[\Delta W \times (Pa/760) \times (298/Ta)]^{1/2}$ Y-axis
1	15.5	3.88	65.78	10.2	3.15
2	12.5	3.49	59.16	8.4	2.86
3	9.2	2.99	50.87	6.5	2.51
4	5.9	2.39	40.91	4.1	2.00
5	3.3	1.79	30.80	2.6	1.59

By Linear Regression of Y on X

Slope, $m_w =$ 0.0451 Intercept, $b_w =$ 0.1859

Correlation coefficient* = 0.9992

*If Correlation Coefficient < 0.990, check and recalibrate.

Set Point Calculation


From the TSP Field Calibration Curve, take $Q_{std} = 43$ CFM

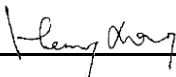
From the Regression Equation, the "Y" value according to

$$m_w \times Q_{std} + b_w = [\Delta W \times (Pa/760) \times (298/Ta)]^{1/2}$$

Therefore, Set Point; $W = (m_w \times Q_{std} + b_w)^2 \times (760 / Pa) \times (Ta / 298) =$ 4.66

Remarks: _____

Conducted by: Wong Shing Kwai Signature:  Date: 8-Aug-24

Checked by: Henry Leung Signature:  Date: 8-Aug-24

Certificate of Calibration

Calibration Certification Information			
Cal. Date: January 15, 2024	Rootsmeter S/N: 438320	Ta: 294	°K
Operator: Jim Tisch		Pa: 755.4	mm Hg
Calibration Model #: TE-5025A	Calibrator S/N: 3864		

Run	Vol. Init (m3)	Vol. Final (m3)	ΔVol. (m3)	ΔTime (min)	ΔP (mm Hg)	ΔH (in H2O)
1	1	2	1	1.4380	3.3	2.00
2	3	4	1	1.0270	6.4	4.00
3	5	6	1	0.9180	8.0	5.00
4	7	8	1	0.8750	8.9	5.50
5	9	10	1	0.7230	12.9	8.00

Data Tabulation					
Vstd (m3)	Qstd (x-axis)	$\sqrt{\Delta H \left(\frac{Pa}{Pstd} \right) \left(\frac{Tstd}{Ta} \right)}$ (y-axis)	Va	Qa (x-axis)	$\sqrt{\Delta H \left(\frac{Ta}{Pa} \right)}$ (y-axis)
1.0031	0.6975	1.4195	0.9956	0.6924	0.8823
0.9989	0.9727	2.0075	0.9915	0.9655	1.2477
0.9968	1.0858	2.2444	0.9894	1.0778	1.3950
0.9956	1.1378	2.3539	0.9882	1.1294	1.4631
0.9903	1.3697	2.8390	0.9829	1.3595	1.7645
QSTD	m=	2.11196	QA	m=	1.32248
	b=	-0.05043		b=	-0.03134
	r=	0.99998		r=	0.99998

Calculations			
Vstd=	$\Delta Vol \left(\frac{Pa - \Delta P}{Pstd} \right) \left(\frac{Tstd}{Ta} \right)$	Va=	$\Delta Vol \left(\frac{Pa - \Delta P}{Pa} \right)$
Qstd=	$Vstd / \Delta Time$	Qa=	$Va / \Delta Time$
For subsequent flow rate calculations:			
Qstd=	$1/m \left(\left(\sqrt{\Delta H \left(\frac{Pa}{Pstd} \right) \left(\frac{Tstd}{Ta} \right)} \right) - b \right)$	Qa=	$1/m \left(\left(\sqrt{\Delta H \left(\frac{Ta}{Pa} \right)} \right) - b \right)$

Standard Conditions	
Tstd:	298.15 °K
Pstd:	760 mm Hg
Key	
ΔH:	calibrator manometer reading (in H2O)
ΔP:	rootsmeter manometer reading (mm Hg)
Ta:	actual absolute temperature (°K)
Pa:	actual barometric pressure (mm Hg)
b:	intercept
m:	slope

RECALIBRATION
US EPA recommends annual recalibration per 1998 40 Code of Federal Regulations Part 50 to 51, Appendix B to Part 50, Reference Method for the Determination of Suspended Particulate Matter in the Atmosphere, 9.2.17, page 30

Certificate of Calibration - Wind Monitoring Station

Description: M-A3 - S.K.H Tsoi Kung Po Secondary School
 Model No.: C-OC-9200-wind
 Serial No.: OC20210316224101
 Equipment No.: A-06-03
 Date of Calibration 20-Jun-2024
 Next Due Date 21-Dec-2024

1. Performance check of Wind Speed

Wind Speed, m/s		Difference D (m/s)
Wind Speed Reading (V1)	Anemometer Value (V2)	$D = V1 - V2$
0.0	0.0	0.0
1.8	1.8	0.0
2.5	2.6	-0.1
3.5	3.6	-0.1

2. Performance check of Wind Direction

Wind Direction (°)		Difference D (°)
Wind Direction Reading (W1)	Marine Compass Value (W2)	$D = W1 - W2$
0	0	0.0
90	90	0.0
180	180	0.0
270	270	0.0

Test Specification:

1. Performance Wind Speed Test - The wind meter was on-site calibrated against the anemometer
2. Performance Wind Direction Test - The wind meter was on-site calibrated against the marine compass at four direction

Calibrated by:



Wong Shing Kwai

Approved by:



Henry Leung

High Precision Chemical Testing Ltd.

Rm 1904, Technology Park
18 On Lai Street, Shatin
NT, Hong Kong
Tel: +852 3841 4388 Website: <https://www.hpct.com.hk>



Report No. : 00676
Application No. : HP00537

Issue Date : 03 May 2024

Certificate of Calibration

Applicant : Cinotech Consultants Limited
RM 1710, Technology Park,
18 On Lai Street,
Shatin, N.T., Hong Kong

Sample Description : Submitted equipment stated to be Integrating Sound Level Meter.

Equipment No.: : SN-01-01

Manufacturer: : SVANTEK

Other information :

Model No.	SVAN 979
Serial No.	27189
Microphone No.	25202

Date Received : 02 May 2024

Test Period : 02 May 2024 to 02 May 2024

Test Requested : Performance checking for Sound Level Meter

Test Method : The Sound Level Calibrator has been calibrated in accordance with the documented procedures and using standard and instrument which are recommended by the manufacturer, or equivalent.

Test conditions : Room Temperature: 22-25 degree Celsius
Relative Humidity: 35-70%

Test Result : Refer to the test result(s) on page 2.

Remark : 1. Information of the sample description provided by the Applicant.
2. The result(s) relate only to the items tested or calibrated.

For and on behalf of
HIGH PRECISION CHEMICAL TESTING LIMITED

A handwritten signature in black ink, appearing to be 'Lee Wai Kit', written over a horizontal line.

Lee Wai Kit
Laboratory Manager

High Precision Chemical Testing Ltd.

Rm 1904, Technology Park
18 On Lai Street, Shatin
NT, Hong Kong
Tel: +852 3841 4388 Website: <https://www.hpct.com.hk>



Report No. : 00676
Application No. : HP00537

Issue Date : 03 May 2024

Certificate of Calibration

Measuring equipment :

Description	Sound Calibrator
Manufacturer	Brüel & Kjær
Model No.	TYPE 4231
Serial No.	2326353
Equipment No.	N-02-01

Test Result :

Reference value, dB	Indication value, dB	Deviation, dB	Allowed deviation, dB
94.0	94.0	± 0.0	± 1.5
114.0	114.1	+ 0.1	± 1.5

- Note** : 1. “Instrument Readings” presents the figures shown on item under calibration / checking regardless of equipment precision or significant figures.
2. The indication value was obtained from the average of ten replicated measurement.

- End of report -

High Precision Chemical Testing Ltd.

Rm 1904, Technology Park
18 On Lai Street, Shatin
NT, Hong Kong
Tel: +852 3841 4388 Website: <https://www.hpct.com.hk>



Report No. : 00430
Application No. : HP00304

Issue Date : 08 Sep 2023

Certificate of Calibration

Applicant : Cinotech Consultants Limited
RM 1710, Technology Park,
18 On Lai Street,
Shatin, N.T., Hong Kong

Sample Description : Submitted equipment stated to be Integrating Sound Level Meter.

Equipment No.: : N-12-02

Manufacturer: : BSWA Technology

Other information :

Model No.	BSWA 308
Serial No.	570187
Microphone No.	590079

Date Received : 06 Sep 2023

Test Period : 07 Sep 2023 to 07 Sep 2023

Test Requested : Performance checking for Sound Level Meter

Test Method : The Sound Level Calibrator has been calibrated in accordance with the documented procedures and using standard and instrument which are recommended by the manufacturer, or equivalent.

Test conditions : Room Temperature: 22-25 degree Celsius
Relative Humidity: 35-70%

Test Result : Refer to the test result(s) on page 2.

Remark : **1. Information of the sample description provided by the Applicant.**
2. The result(s) relate only to the items tested or calibrated.

For and on behalf of
HIGH PRECISION CHEMICAL TESTING LIMITED

A handwritten signature in black ink, appearing to read 'Lee Wai Kit', is written over a horizontal line.

Lee Wai Kit
Laboratory Manager

High Precision Chemical Testing Ltd.

Rm 1904, Technology Park
18 On Lai Street, Shatin
NT, Hong Kong
Tel: +852 3841 4388 Website: <https://www.hpct.com.hk>



Report No. : 00430
Application No. : HP00304

Issue Date : 08 Sep 2023

Certificate of Calibration

Measuring equipment :

Description	Sound Calibrator
Manufacturer	Brüel & Kjær
Model No.	TYPE 4231
Serial No.	2326353
Equipment No.	N-02-01

Test Result :

Reference value, dB	Indication value, dB	Deviation, dB	Allowed deviation, dB
94.0	94.2	+ 0.2	± 1.5
114.0	114.2	+ 0.2	± 1.5

- Note** : 1. "Instrument Readings" presents the figures shown on item under calibration / checking regardless of equipment precision or significant figures.
2. The indication value was obtained from the average of ten replicated measurement.

- End of report -

High Precision Chemical Testing Ltd.

Rm 1904, Technology Park
18 On Lai Street, Shatin
NT, Hong Kong
Tel: +852 3841 4388 Website: <https://www.hpct.com.hk>



Report No. : 00618
Application No. : HP00473

Issue Date : 18 Mar 2024

Certificate of Calibration

Applicant : Cinotech Consultants Limited
RM 1710, Technology Park,
18 On Lai Street,
Shatin, N.T., Hong Kong

Sample Description : Submitted equipment stated to be Integrating Sound Level Meter.

Equipment No.: : N-12-06

Manufacturer: : BSWA Technology

Other information :

Model No.	BSWA 308
Serial No.	580156
Microphone No.	580804

Date Received : 06 Mar 2024

Test Period : 14 Mar 2024 to 14 Mar 2024

Test Requested : Performance checking for Sound Level Meter

Test Method : The Sound Level Calibrator has been calibrated in accordance with the documented procedures and using standard and instrument which are recommended by the manufacturer, or equivalent.

Test conditions : Room Temperature: 22-25 degree Celsius
Relative Humidity: 35-70%

Test Result : Refer to the test result(s) on page 2.

Remark : **1. Information of the sample description provided by the Applicant.**
2. The result(s) relate only to the items tested or calibrated.

For and on behalf of
HIGH PRECISION CHEMICAL TESTING LIMITED

A handwritten signature in black ink, appearing to read 'Lee Wai Kit', is written over a horizontal line.

Lee Wai Kit
Laboratory Manager

High Precision Chemical Testing Ltd.

Rm 1904, Technology Park
18 On Lai Street, Shatin
NT, Hong Kong
Tel: +852 3841 4388 Website: <https://www.hpct.com.hk>



Report No. : 00618

Issue Date : 18 Mar 2024

Application No. : HP00473

Certificate of Calibration

Measuring equipment :	Description	Sound Calibrator
	Manufacturer	Brüel & Kjær
	Model No.	TYPE 4231
	Serial No.	2326353
	Equipment No.	N-02-01

Test Result :

Reference value, dB	Indication value, dB	Deviation, dB	Allowed deviation, dB
94.0	94.0	± 0.0	± 1.5
114.0	114.1	+ 0.1	± 1.5

- Note** : 1. "Instrument Readings" presents the figures shown on item under calibration / checking regardless of equipment precision or significant figures.
2. The indication value was obtained from the average of ten replicated measurement.

- End of report -

High Precision Chemical Testing Ltd.

Rm 1904, Technology Park
18 On Lai Street, Shatin
NT, Hong Kong
Tel: +852 3841 4388 Website: <https://www.hpct.com.hk>



Report No. : 00736
Application No. : HP00592

Issue Date : 28 Jun 2024

Certificate of Calibration

Applicant : Cinotech Consultants Limited
RM 1710, Technology Park,
18 On Lai Street,
Shatin, N.T., Hong Kong

Sample Description : Submitted equipment stated to be Sound Level Calibrator.

Equipment No.: : N-16-01

Manufacturer: : Hangzhou Aihua Instruments Co., Ltd.

Other information : Model No.	AWA6021A
Serial No.	1023253

Date Received : 27 Jun 2024

Test Period : 28 Jun 2024 to 28 Jun 2024

Test Requested : Performance checking for Sound Level Calibrator

Test Method : The Sound Level Meter and Calibrator has been calibrated in accordance with the documented procedures and using standard and instrument which are recommended by the manufacturer, or equivalent.

Test conditions : Room Temperature: 22-25 degree Celsius
Relative Humidity: 35-70%

Test Result : Refer to the test result(s) on page 2.

Remark : 1. Information of the sample description provided by the Applicant.
2. The result(s) relate only to the items tested or calibrated.

For and on behalf of
HIGH PRECISION CHEMICAL TESTING LIMITED

Lee Wai Kit
Laboratory Manager

High Precision Chemical Testing Ltd.

Rm 1904, Technology Park
18 On Lai Street, Shatin
NT, Hong Kong
Tel: +852 3841 4388 Website: <https://www.hpct.com.hk>



Report No. : 00736
Application No. : HP00592

Issue Date : 28 Jun 2024

Certificate of Calibration

Measuring equipment :	Description	Sound Calibrator
	Manufacturer	Brüel & Kjær
	Model No.	TYPE 4231
	Serial No.	2326353
	Equipment No.	N-02-01
	Description	Sound Meter
	Manufacturer	BSWA Technology
	Model No.	BSWA 308
	Serial No.	570183
	Microphone No.	570605
	Equipment No.	N-12-01

Test Result :

Reference value, dB	Indication value, dB	Deviation, dB	Allowed deviation, dB
94.0	94.1	+ 0.1	± 0.3
114.0	114.1	+ 0.1	± 0.5

Note : 1. "Instrument Readings" presents the figures shown on item under calibration / checking regardless of equipment precision or significant figures.
2. The indication value was obtained from the average of ten replicated measurement.

- End of report -