

**Appendix G  
Air Quality Monitoring Results**

**24-hour TSP Monitoring Results at Station E-A14a (Block B, Merit Industrial Centre)**

Date	Weather Condition	Air Temp. (°C)	Atmospheric Pressure (hPa)	Flow Rate (m <sup>3</sup> /min.)		Av. flow (m <sup>3</sup> /min)	Total vol. (m <sup>3</sup> )	Filter Weight (g)		Particulate weight(g)	Elapse Time		Sampling Time(hrs.)	Conc. (µg/m <sup>3</sup> )
				Initial	Final			Initial	Final		Initial	Final		
6-Aug-20	Cloudy	29.1	1009.8	1.33	1.33	1.33	1916.6	2.6682	2.6942	0.0260	10002.33	10026.33	24.00	13.6
12-Aug-20	Cloudy	27.8	1010.4	1.33	1.33	1.33	1916.6	2.6343	2.6727	0.0384	10026.33	10050.33	24.00	20.0
18-Aug-20	Sunny	27.3	1006.2	1.33	1.33	1.33	1916.6	2.6601	2.7062	0.0461	10050.33	10074.33	24.00	24.1
24-Aug-20	Sunny	30.2	1005.1	1.33	1.33	1.33	1916.6	2.6723	2.7091	0.0368	10074.33	10098.33	24.00	19.2
29-Aug-20	Sunny	29.9	1004.4	1.33	1.33	1.33	1916.6	2.8531	2.9494	0.0963	10098.33	10122.33	24.00	50.2
													<b>Average</b>	<b>25.4</b>
													<b>Minimum</b>	<b>13.6</b>
													<b>Maximum</b>	<b>50.2</b>

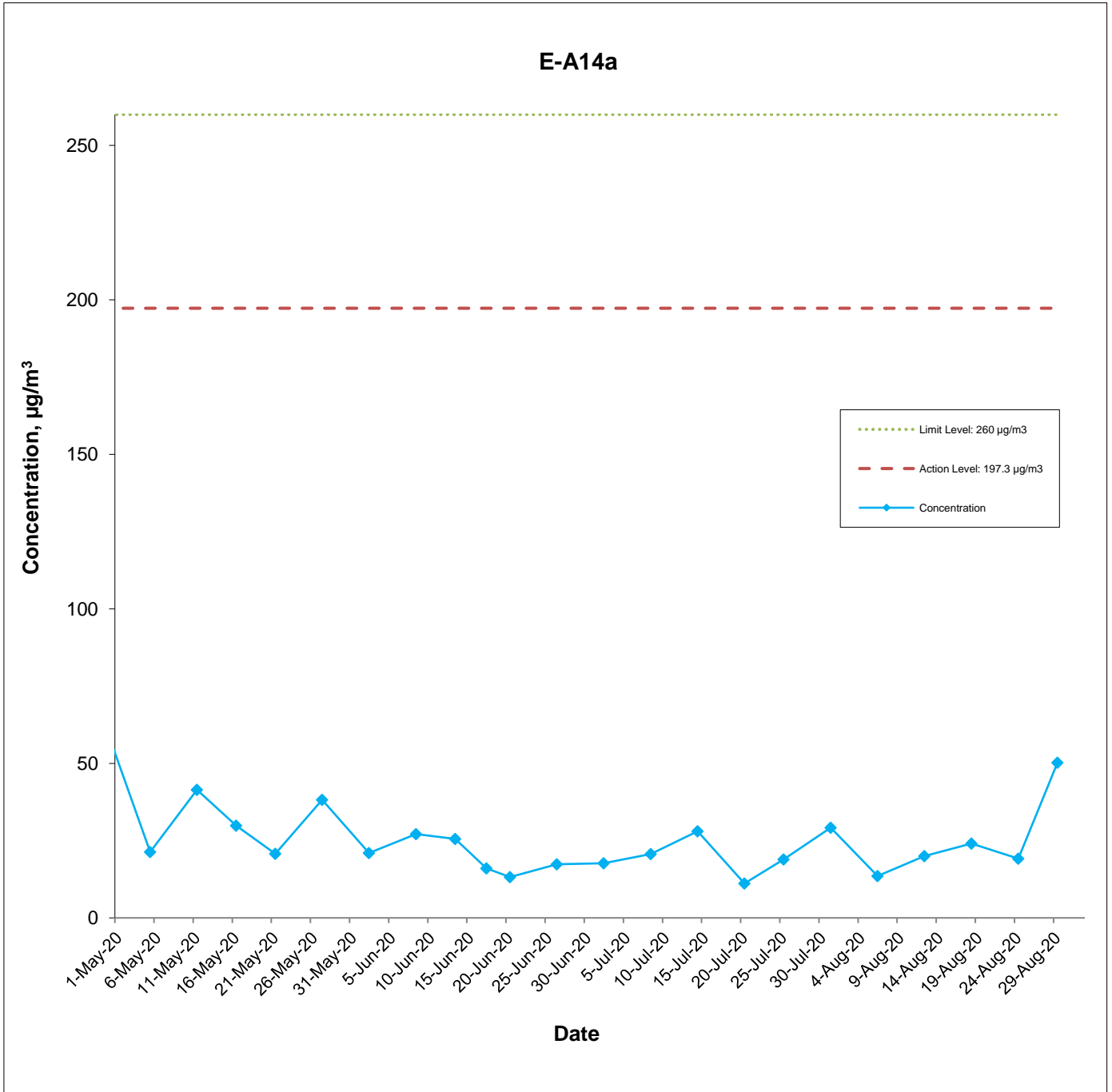
## Appendix G

### Air Quality Monitoring Results

#### 1-hour TSP Monitoring Results at Station E-A14a (Block B, Merit Industrial Centre)

Date	Start Time (hh:mm)	Weather Condition	1st Hour	2nd Hour	3rd Hour
			Conc. ( $\mu\text{g}/\text{m}^3$ )	Conc. ( $\mu\text{g}/\text{m}^3$ )	Conc. ( $\mu\text{g}/\text{m}^3$ )
6-Aug-20	10:00	Cloudy	60.3	59.6	60.0
12-Aug-20	13:30	Cloudy	57.1	57.8	58.0
18-Aug-20	11:00	Sunny	58.8	61.7	57.0
24-Aug-20	10:25	Sunny	62.2	59.4	57.7
29-Aug-20	13:40	Sunny	63.8	61.2	60.5
				Average	59.7
				Min	57.0
				Max	63.8

### E-A14a



This Drawing has been prepared for the use of AECOM's client. It may not be used, modified, reproduced or relied upon by third parties, except as agreed by AECOM or as required by law. AECOM accepts no responsibility, and denies any liability whatsoever, to any party that uses or relies on this drawing without AECOM's express written consent.

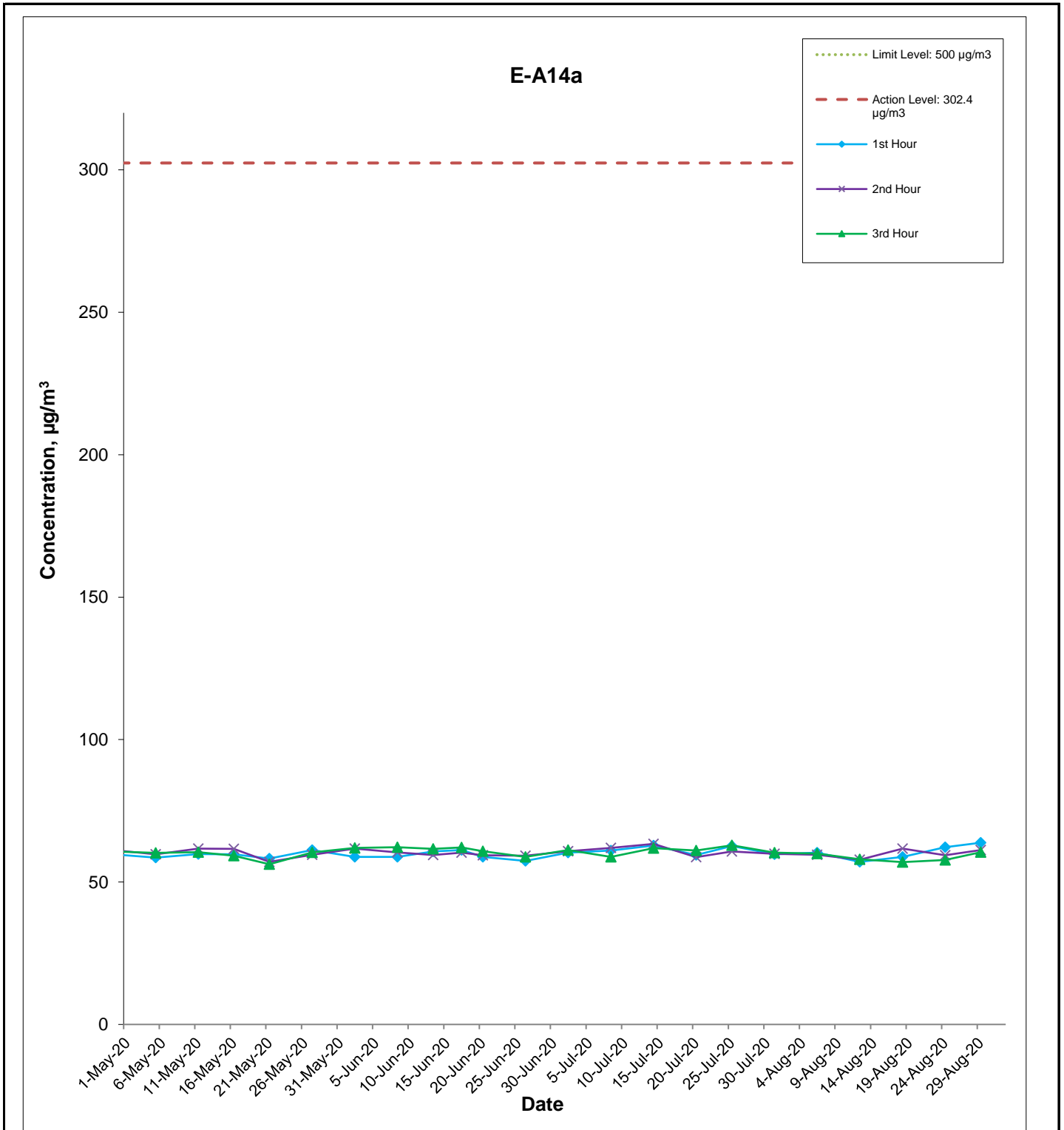
Central Kowloon Route - Kai Tak West (Contract No. HY/2014/07)



### Graphical Presentation of Impact 24-hour TSP Monitoring Results

Date: September 2020

Appendix G



This Drawing has been prepared for the use of AECOM's client. It may not be used, modified, reproduced or relied upon by third parties, except as agreed by AECOM or as required by law. AECOM accepts no responsibility, and denies any liability whatsoever, to any party that uses or relies on this drawing without AECOM's express written consent.

Central Kowloon Route - Kai Tak West (Contract No. HY/2014/07)

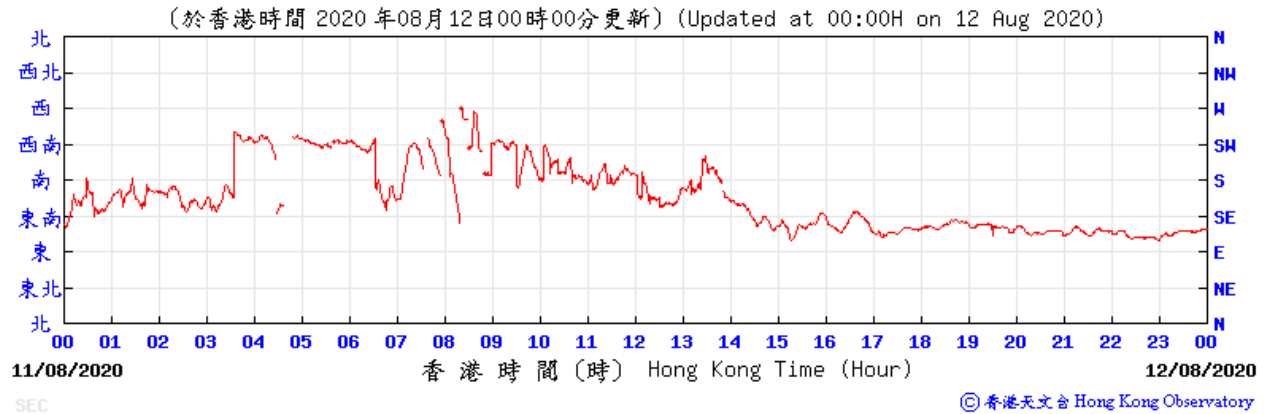
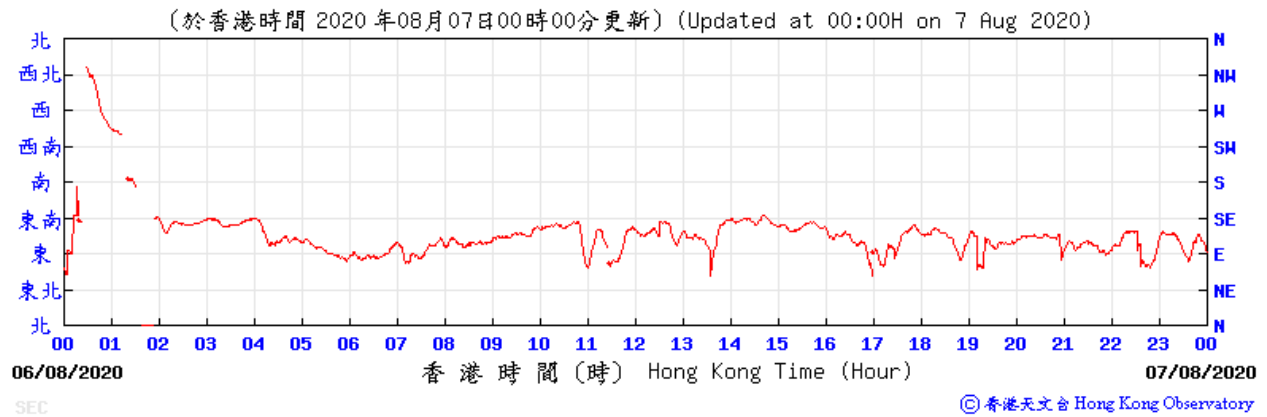
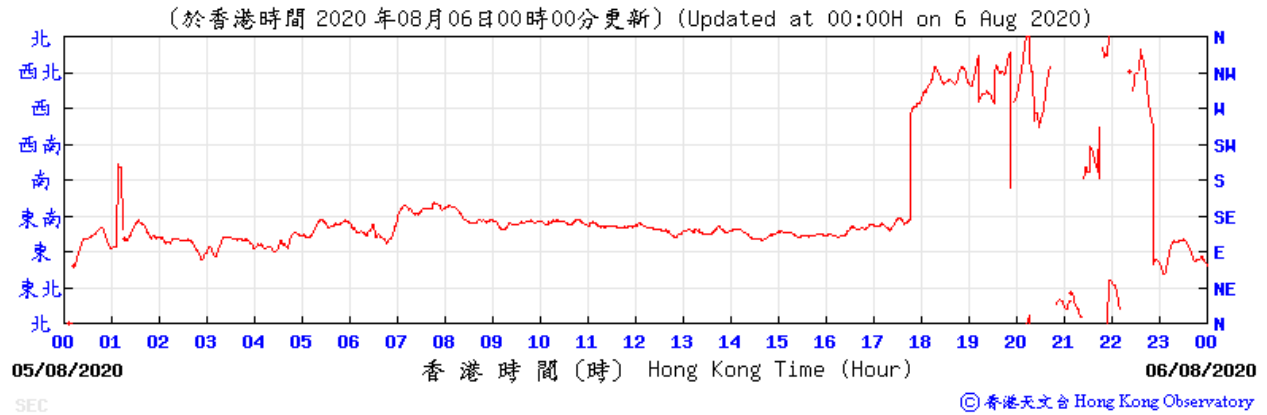


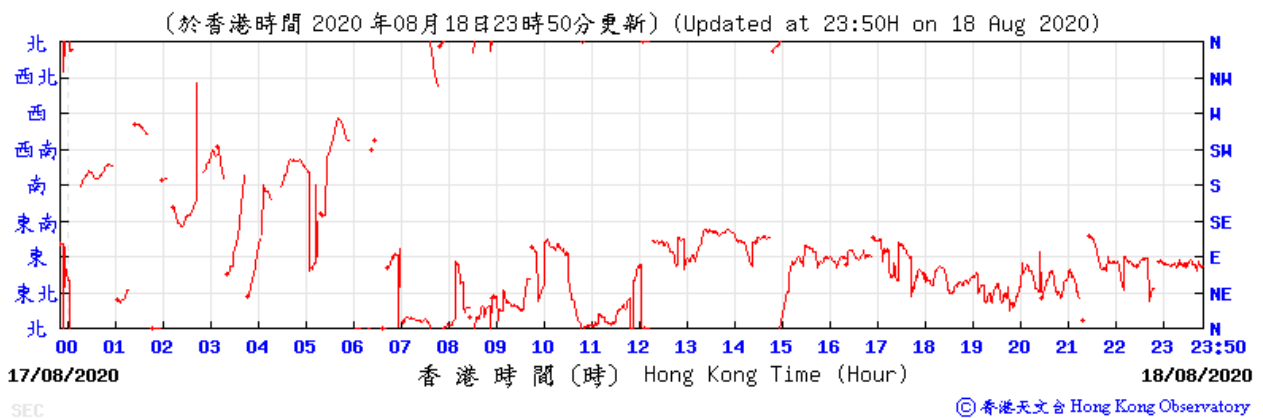
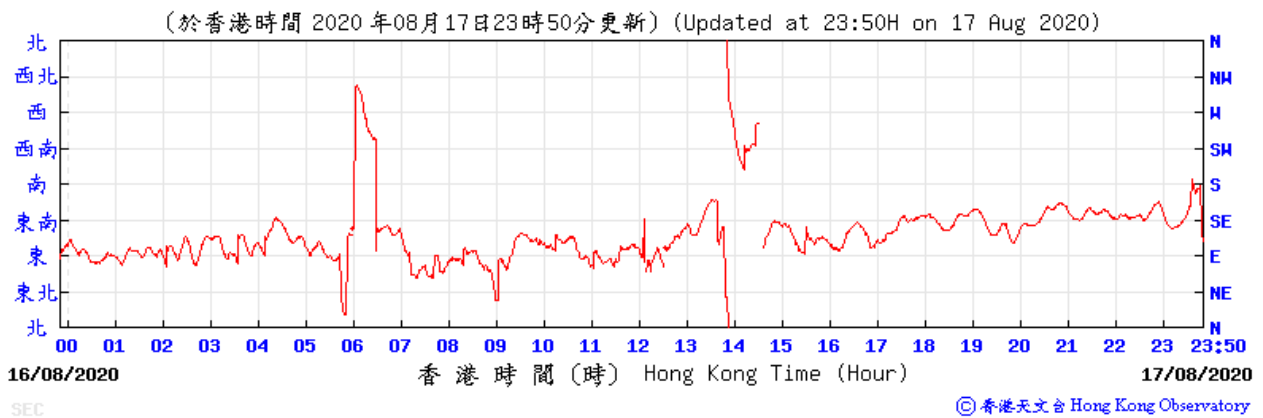
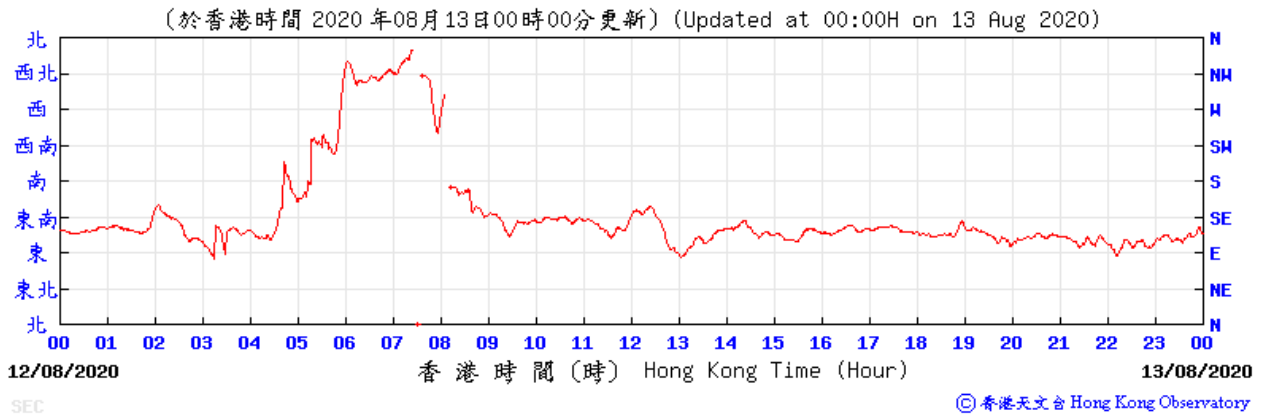
### Graphical Presentation of Impact 1-hour TSP Monitoring Results

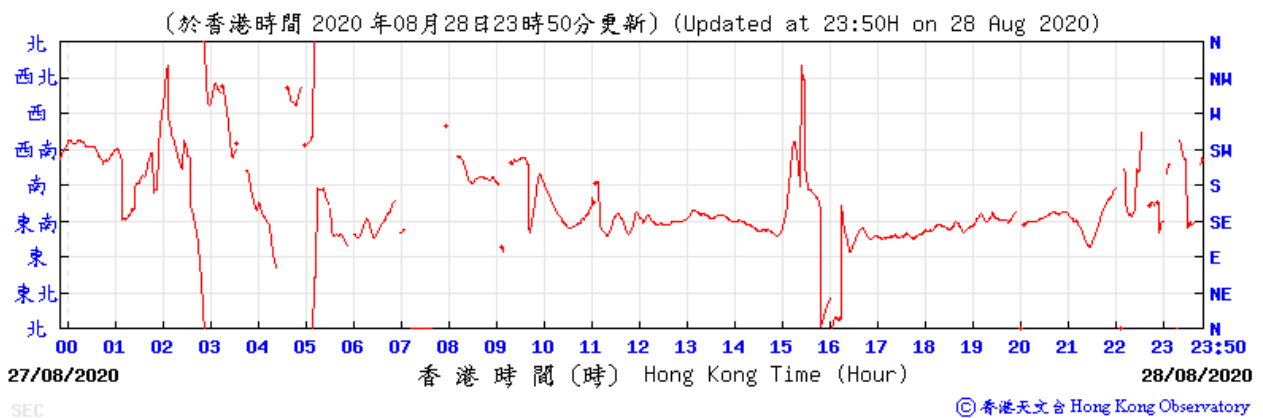
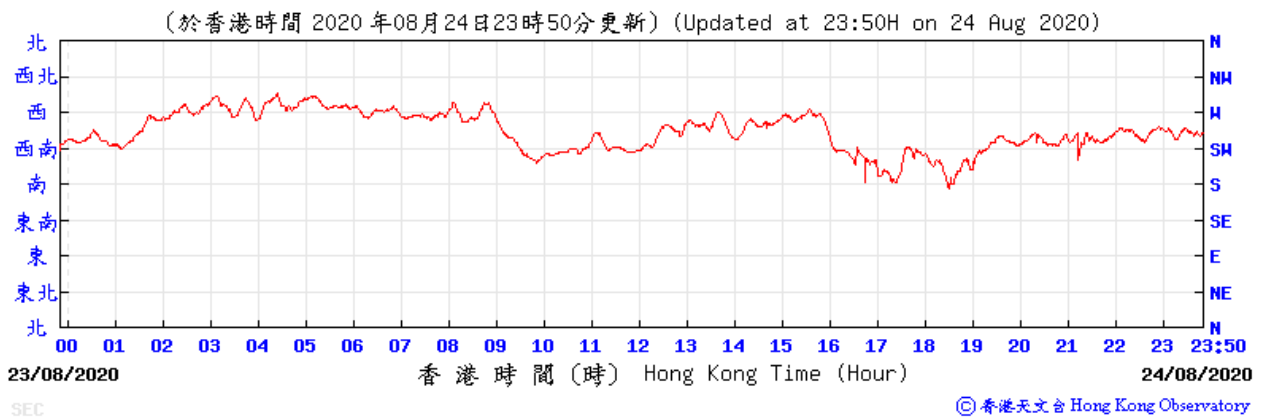
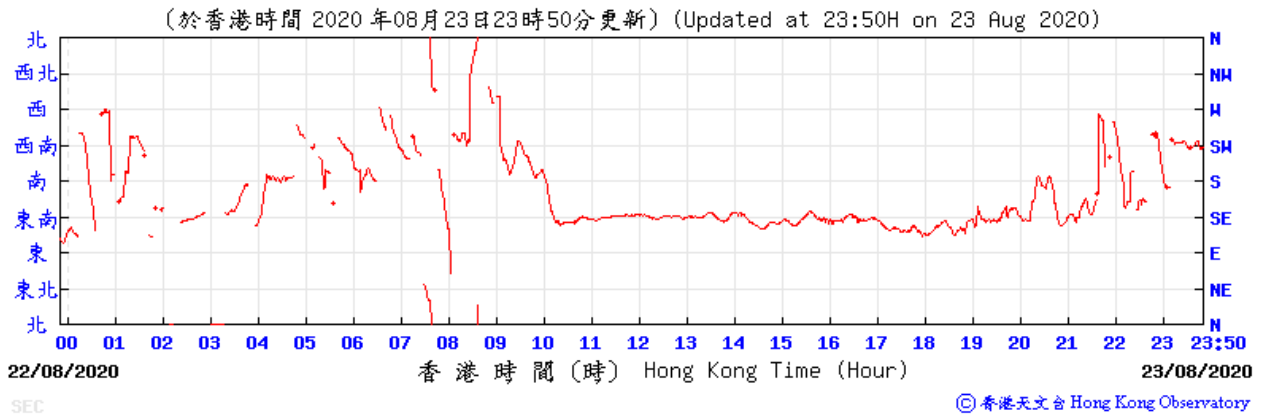
Date: September 2020

Appendix G

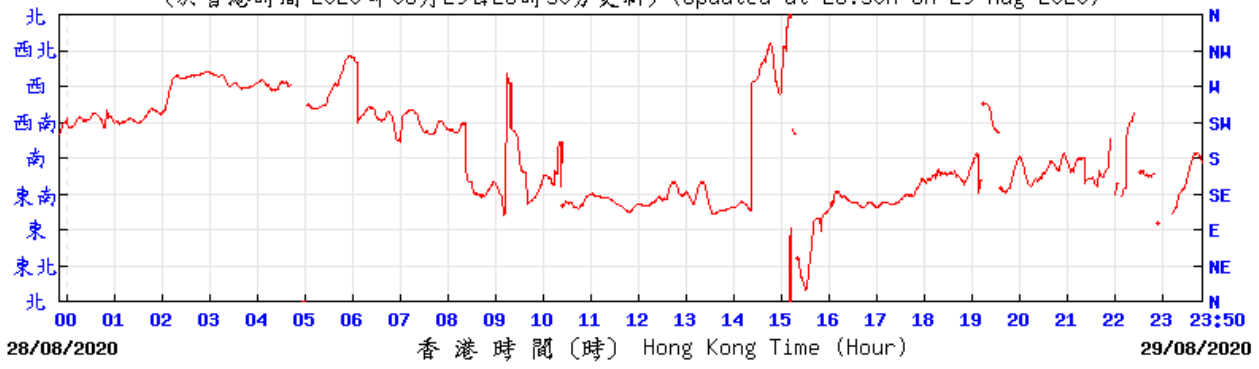
## Data of Wind Direction Extracted from Kai Tak Wind Station of the Hong Kong Observatory







(於香港時間 2020 年08月29日23時50分更新) (Updated at 23:50H on 29 Aug 2020)



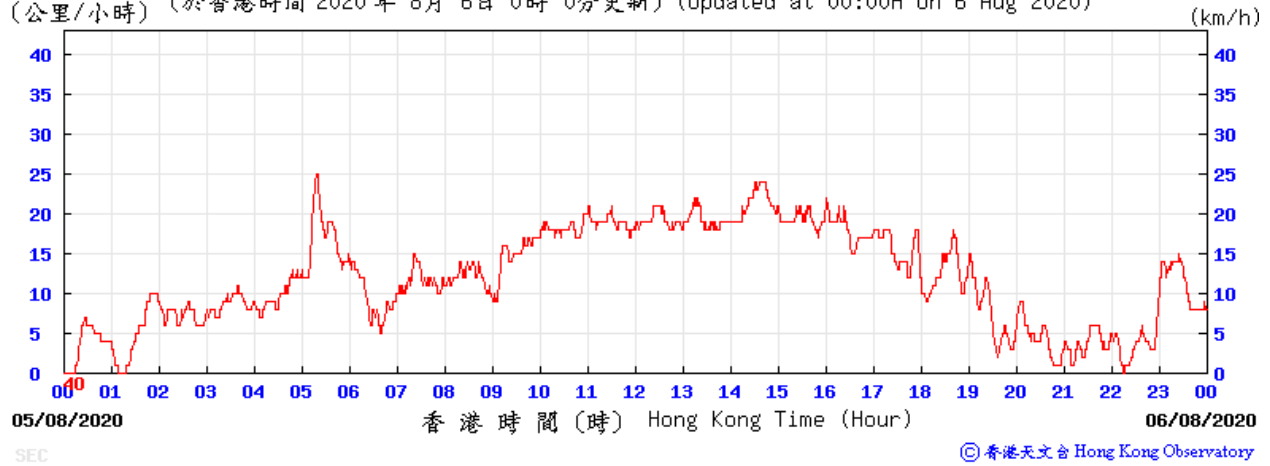
SEC

© 香港天文台 Hong Kong Observatory

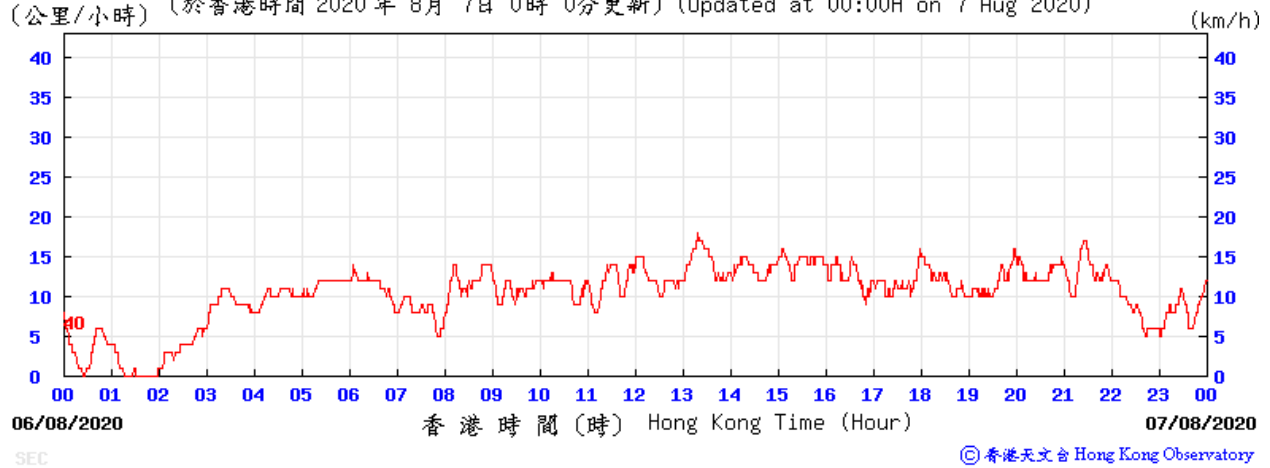


### Data of Wind Speed Extracted from Kai Tak Wind Station of the Hong Kong Observatory

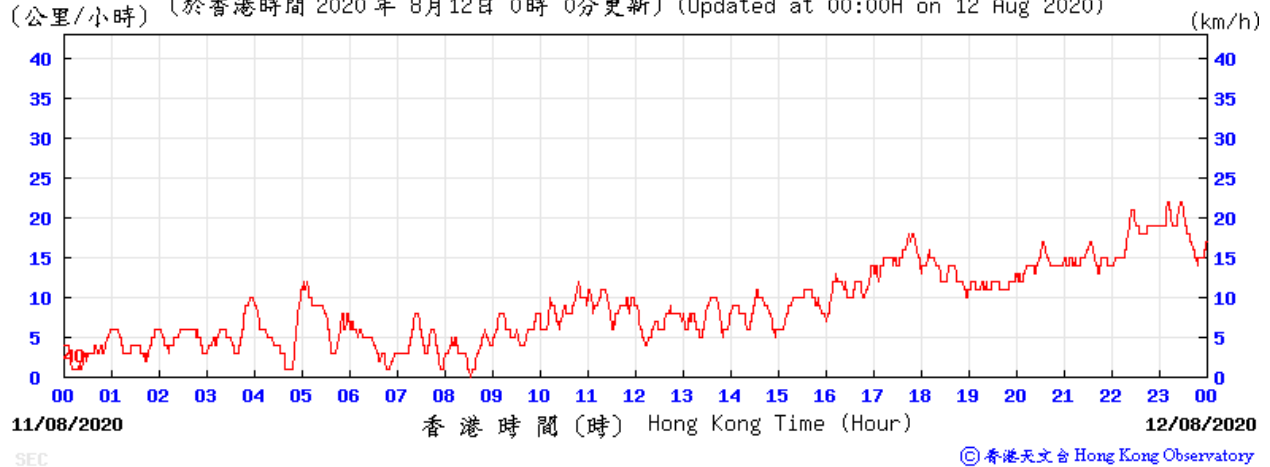
(公里/小時) (於香港時間 2020 年 8 月 6 日 0 時 0 分更新) (Updated at 00:00H on 6 Aug 2020)



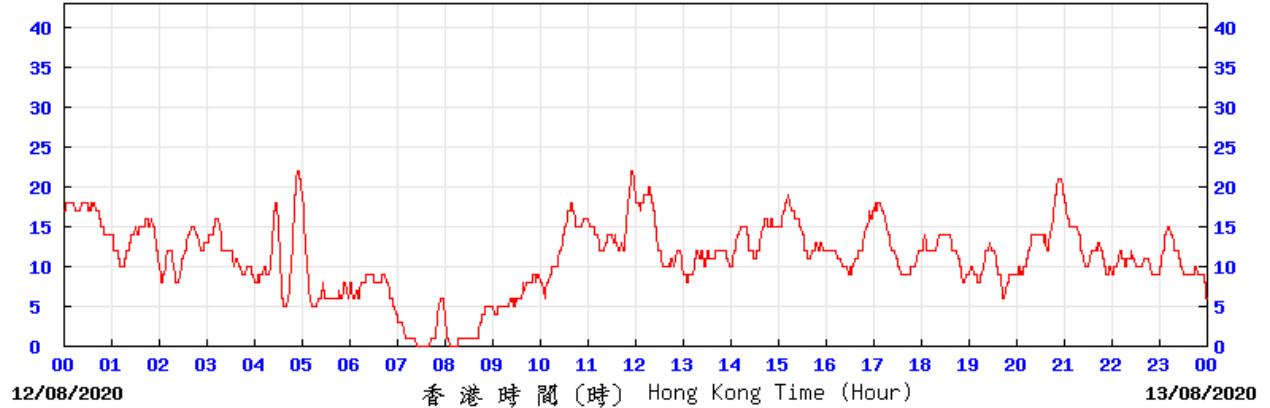
(公里/小時) (於香港時間 2020 年 8 月 7 日 0 時 0 分更新) (Updated at 00:00H on 7 Aug 2020)



(公里/小時) (於香港時間 2020 年 8 月 12 日 0 時 0 分更新) (Updated at 00:00H on 12 Aug 2020)



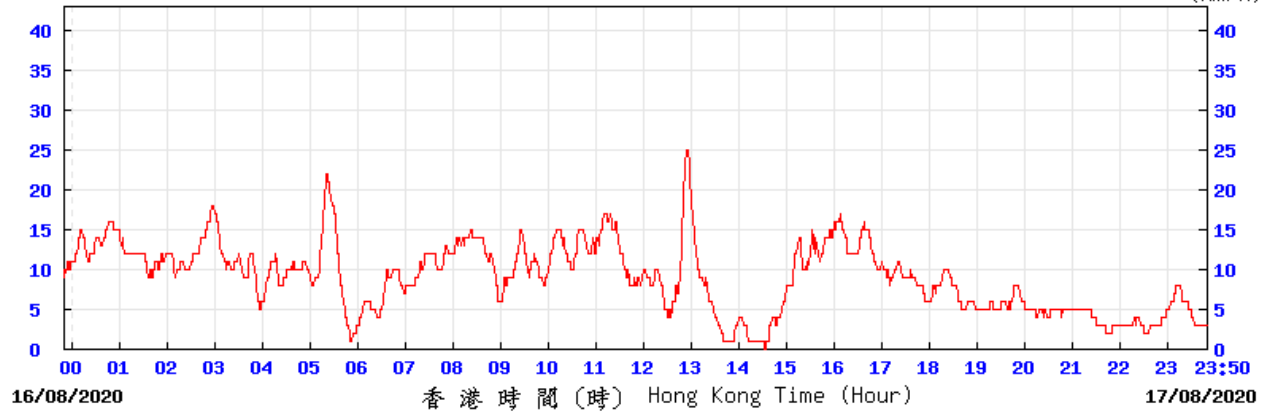
(公里/小時) (於香港時間 2020 年 8 月 13 日 0 時 0 分更新) (Updated at 00:00H on 13 Aug 2020) (km/h)



SEC

© 香港天文台 Hong Kong Observatory

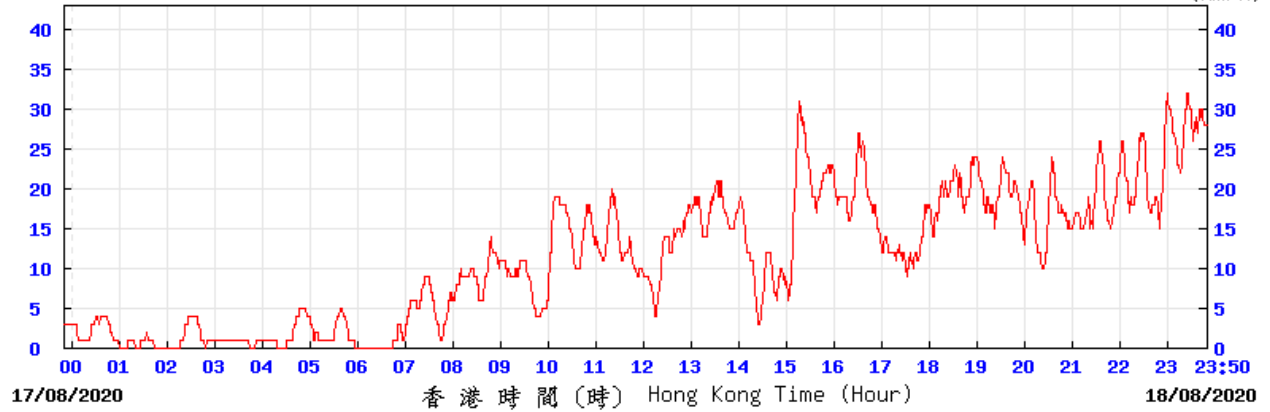
(公里/小時) (於香港時間 2020 年 8 月 17 日 23 時 50 分更新) (Updated at 23:50H on 17 Aug 2020) (km/h)



SEC

© 香港天文台 Hong Kong Observatory

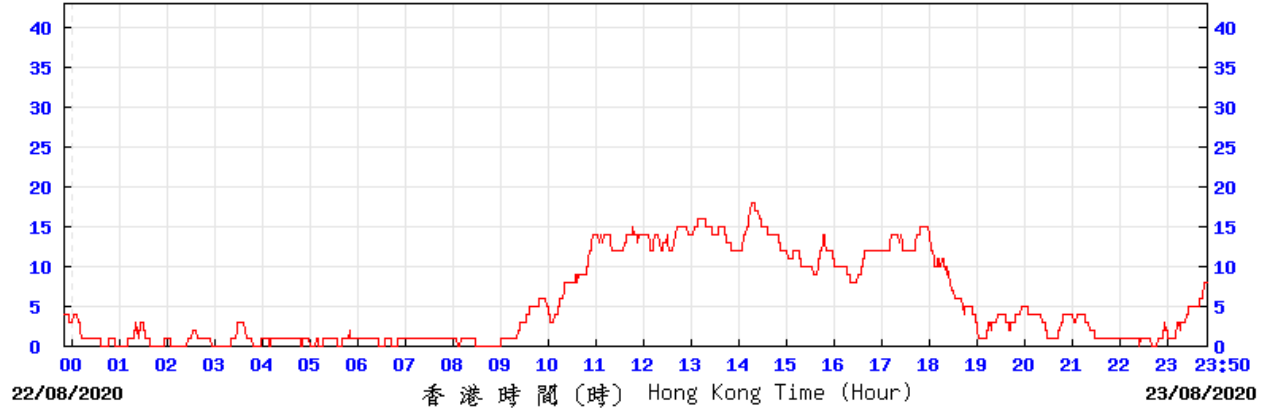
(公里/小時) (於香港時間 2020 年 8 月 18 日 23 時 50 分更新) (Updated at 23:50H on 18 Aug 2020) (km/h)



SEC

© 香港天文台 Hong Kong Observatory

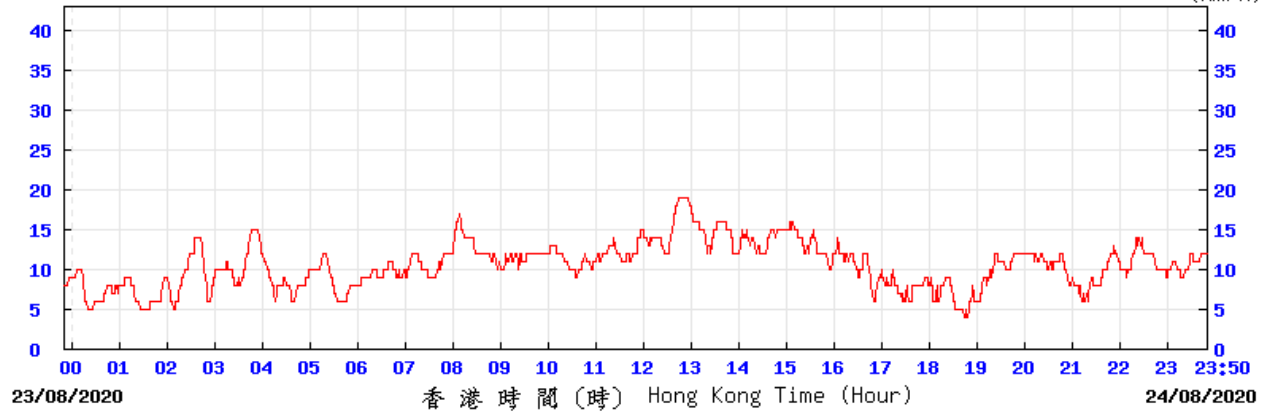
(公里/小時) (於香港時間 2020 年 8月23日23時50分更新) (Updated at 23:50H on 23 Aug 2020) (km/h)



SEC

© 香港天文台 Hong Kong Observatory

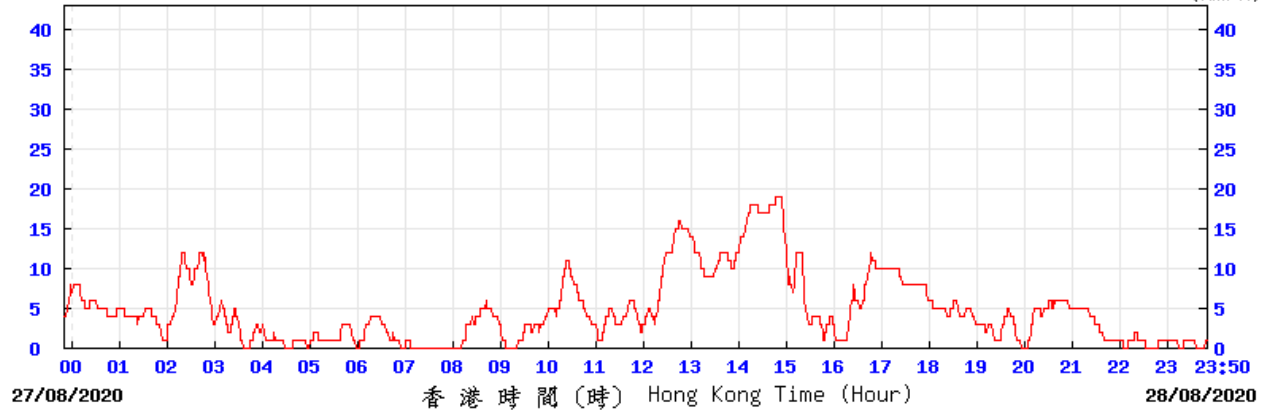
(公里/小時) (於香港時間 2020 年 8月24日23時50分更新) (Updated at 23:50H on 24 Aug 2020) (km/h)



SEC

© 香港天文台 Hong Kong Observatory

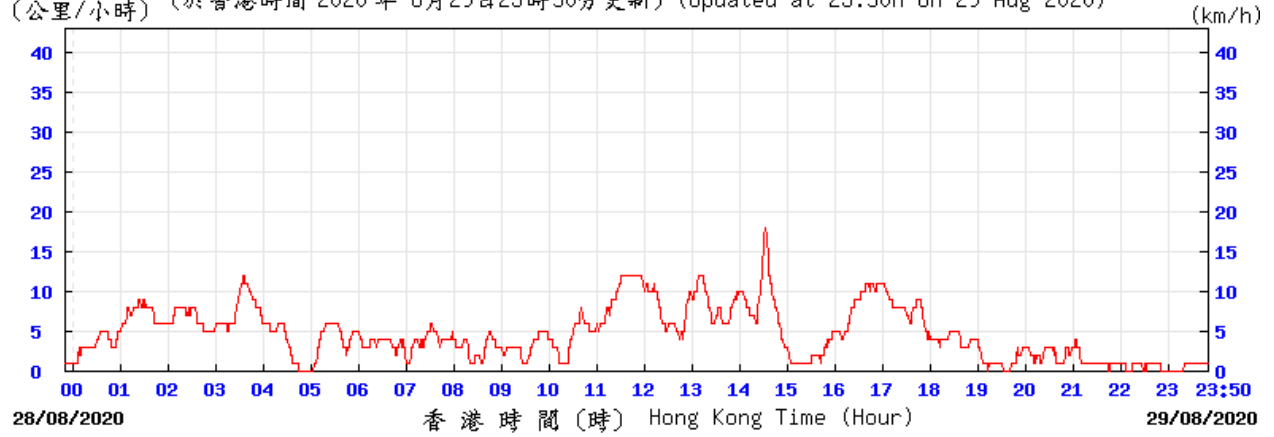
(公里/小時) (於香港時間 2020 年 8月28日23時50分更新) (Updated at 23:50H on 28 Aug 2020) (km/h)



SEC

© 香港天文台 Hong Kong Observatory

(公里/小時) (於香港時間 2020 年 8月29日23時50分更新) (Updated at 23:50H on 29 Aug 2020)



SEC

© 香港天文台 Hong Kong Observatory