

Appendix G

Construction Dust Monitoring

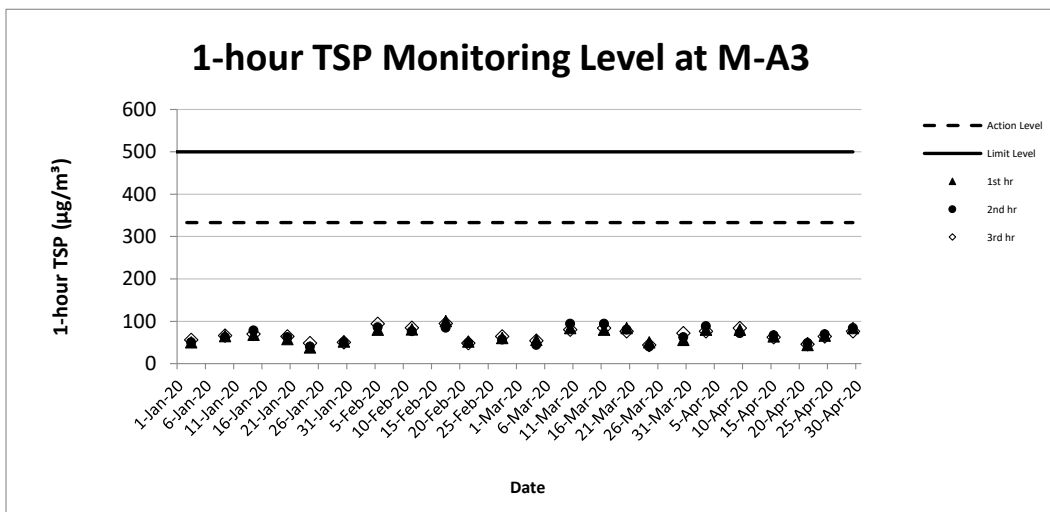
Results and Meteorological

Observations

1-hour TSP Monitoring Result for Contract No. HY/2018/08 Central Kowloon Route – Central Tunnel

M-A3 - SKH Tsoi Kung Po Secondary School

1-hour TSP ($\mu\text{g}/\text{m}^3$)								
Date	Start Time	1st hr	2nd hr	3rd hr	Average	Action Level	Limit Level	Weather
3-Apr-20	09:10	80	88	76	81	333	500	Cloudy
9-Apr-20	09:25	80	72	84	79			Fine
15-Apr-20	09:30	64	67	62	64			Fine
21-Apr-20	14:51	44	48	46	46			Sunny
24-Apr-20	09:00	66	69	64	66			Sunny
29-Apr-20	09:05	84	84	76	81			Sunny
Average		70						
Max		88						
Min		44						



24-hour TSP Monitoring Result for Contract No. HY/2018/08 Central Kowloon Route – Central Tunnel

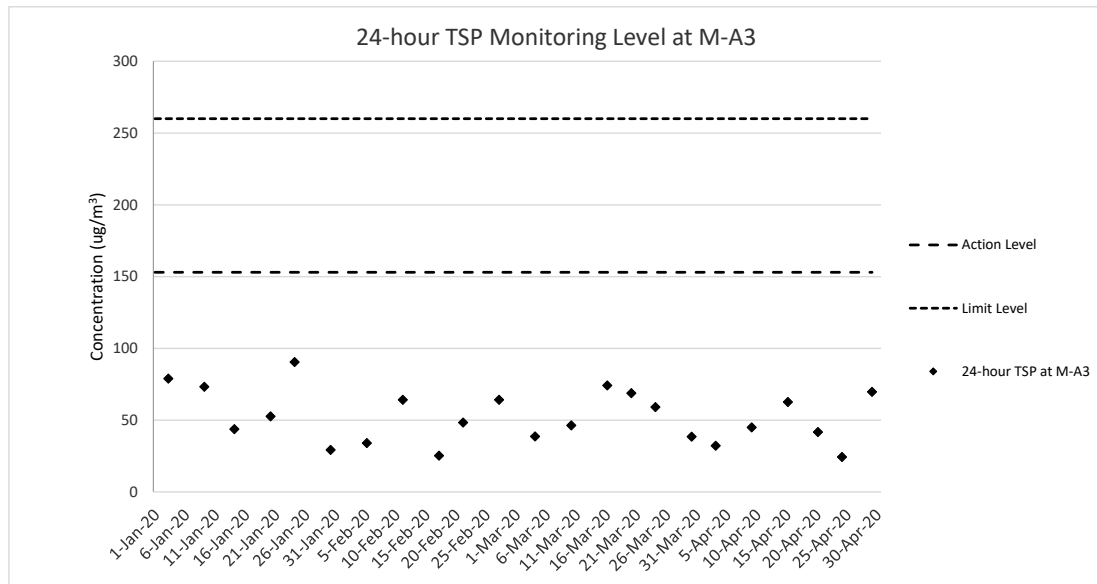
M-A3 - SKH Tsoi Kung Po Secondary School

Start Date	Weather Condition	Air Temperature (K)	Atmospheric Pressure, Pa (mmHg)	Filter Weight (g)		Particulate weight (g)	Sampling Time (hrs)	Flow Rate (m ³ /min.)		Average flow (m ³ /min)	Total volume (m ³)	Conc. (ug/m ³)	Action Level (ug/m ³)	Limit Level (ug/m ³)
				Initial	Final			Initial	Final					
3-Apr-20	Cloudy	293.4	763.0	2.6454	2.7146	0.0692	24	1.51	1.49	1.50	2155.8	32	153	260
9-Apr-20	Fine	298.6	763.2	2.6648	2.7655	0.1007	24	1.49	1.63	1.56	2245.6	45		
15-Apr-20	Fine	295.2	761.6	2.7082	2.8429	0.1347	24	1.50	1.49	1.49	2150.8	63		
21-Apr-20	Sunny	299.7	759.4	2.7093	2.7880	0.0787	24	1.13	1.49	1.31	1888.4	42		
24-Apr-20	Sunny	292.4	764.0	2.6950	2.7260	0.0310	24	0.98	0.79	0.88	1273.2	24		
29-Apr-20	Sunny	297.2	763.0	2.6618	2.7411	0.0793	24	0.79	0.79	0.79	1138.8	70		
												Min	24	
												Max	70	
												Average	46	

Note:

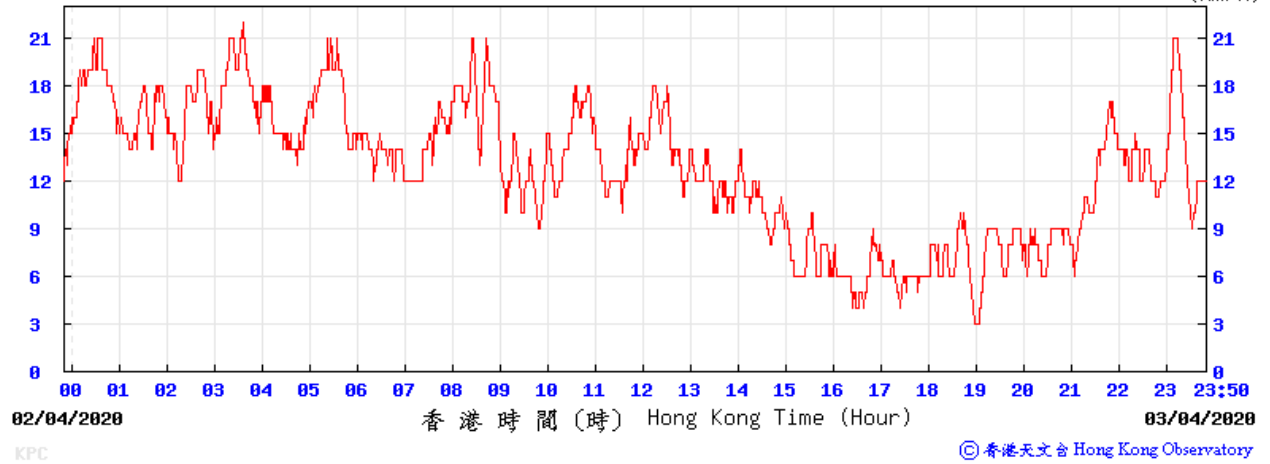
Underline: Exceedance of Action Level

Underline and Bold: Exceedance of Limit Level

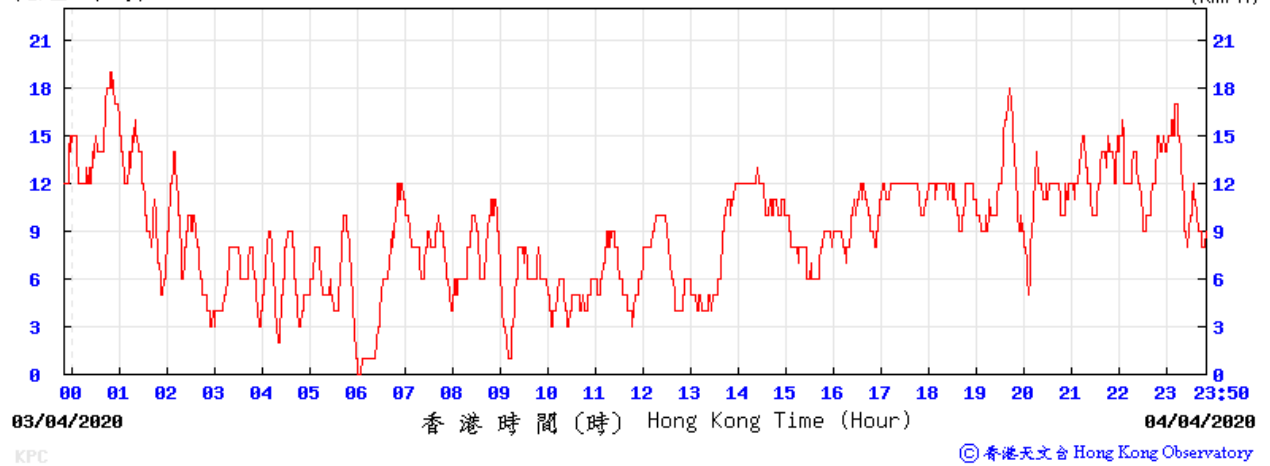


Wind Speed recorded at King's Park Meteorological Station on 3, 4 and 9 Apr 2020

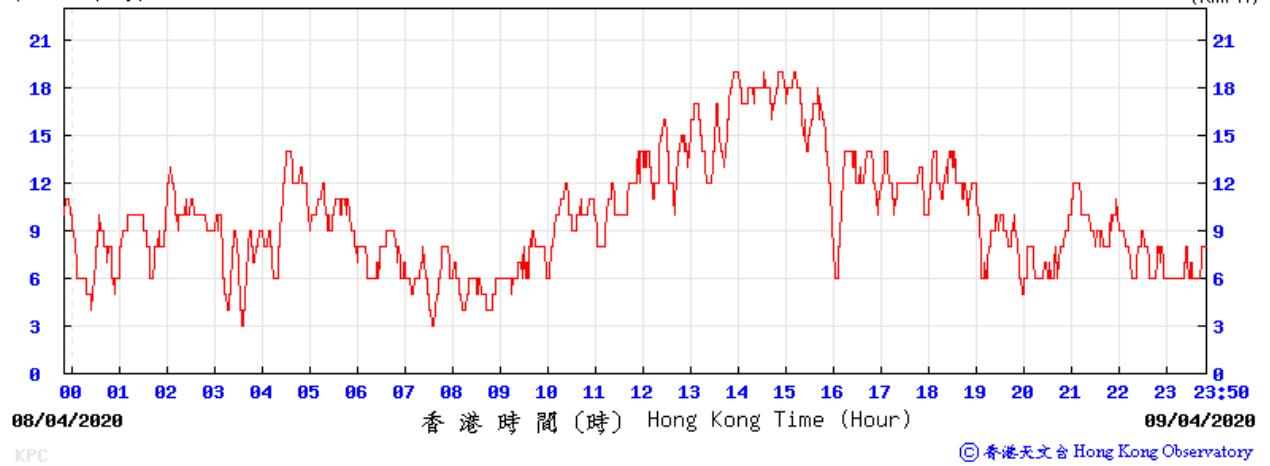
(公里/小時) (於香港時間 2020 年 4 月 3 日 23 時 50 分更新) (Updated at 23:50H on 3 Apr 2020)



(公里/小時) (於香港時間 2020 年 4 月 4 日 23 時 50 分更新) (Updated at 23:50H on 4 Apr 2020)

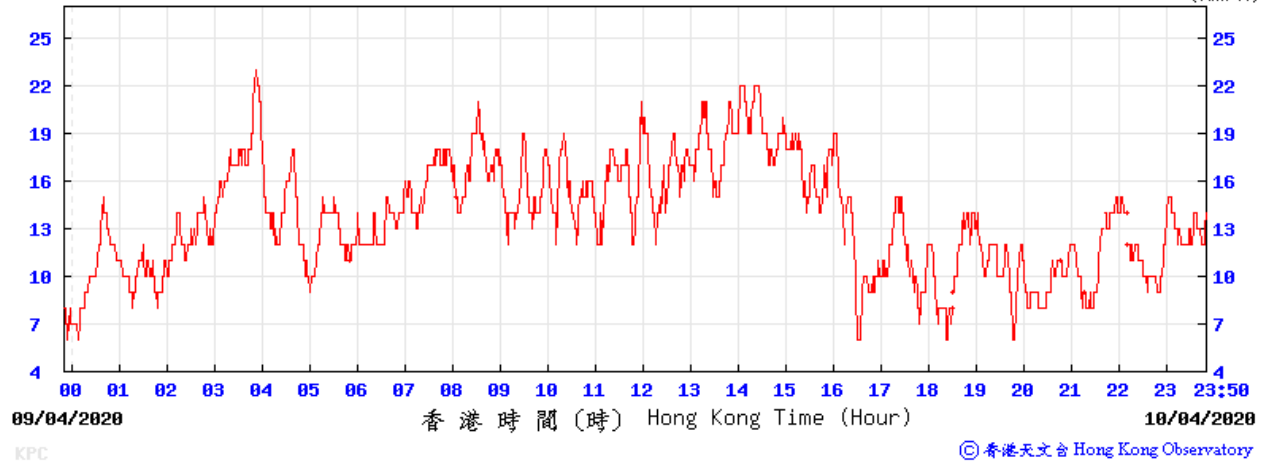


(公里/小時) (於香港時間 2020 年 4 月 9 日 23 時 50 分更新) (Updated at 23:50H on 9 Apr 2020)

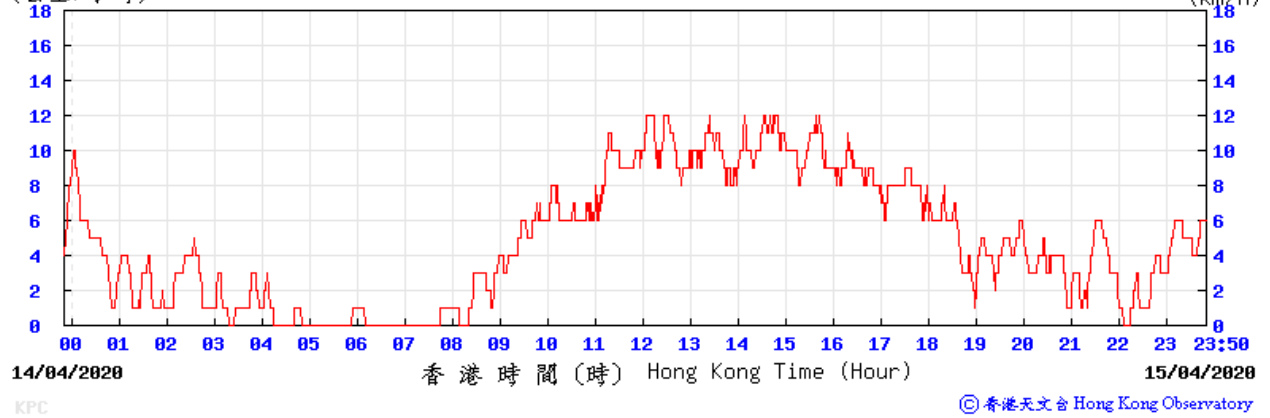


Wind Speed recorded at King's Park Meteorological Station on 10, 15 and 16 Apr 2020

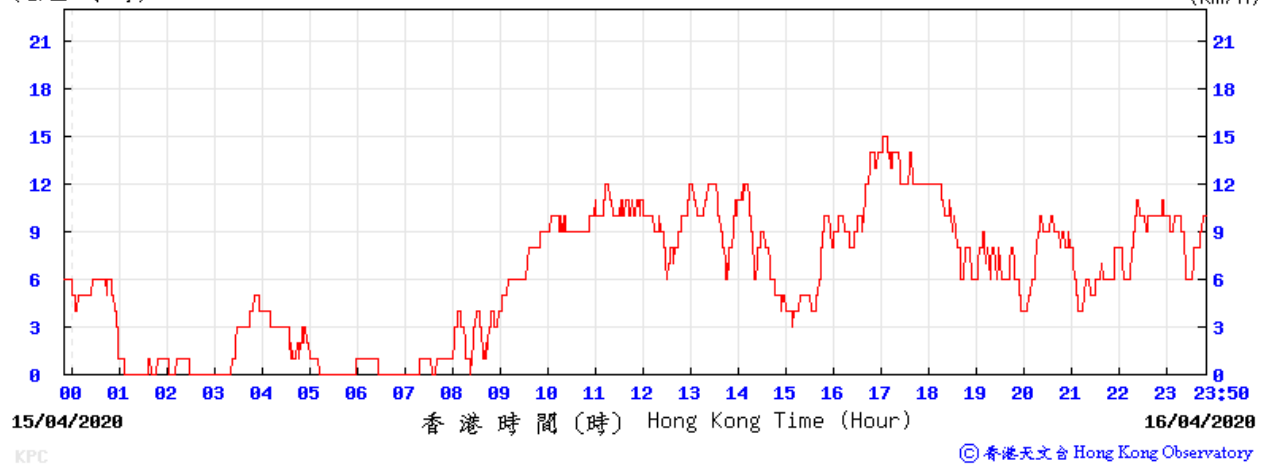
(公里/小時) (於香港時間 2020 年 4月10日23時50分更新) (Updated at 23:50H on 10 Apr 2020)



(公里/小時) (於香港時間 2020 年 4月15日23時50分更新) (Updated at 23:50H on 15 Apr 2020)

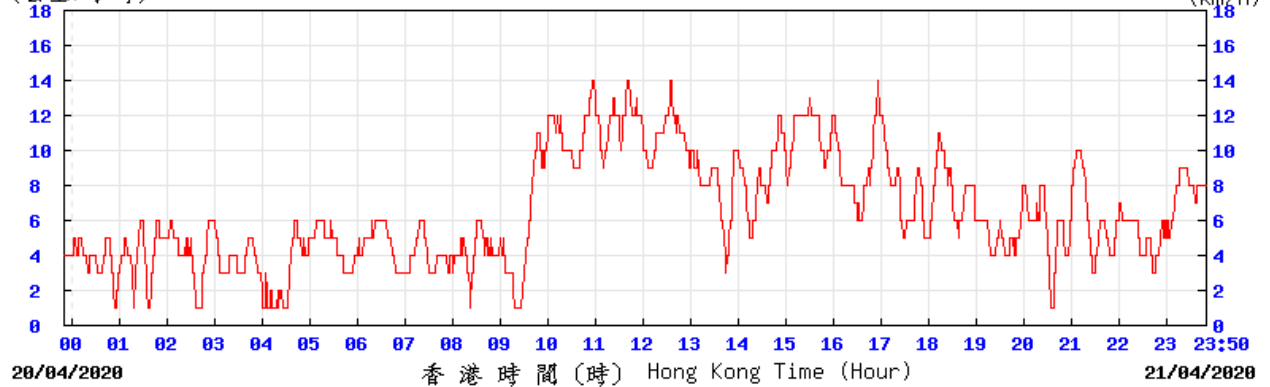


(公里/小時) (於香港時間 2020 年 4月16日23時50分更新) (Updated at 23:50H on 16 Apr 2020)



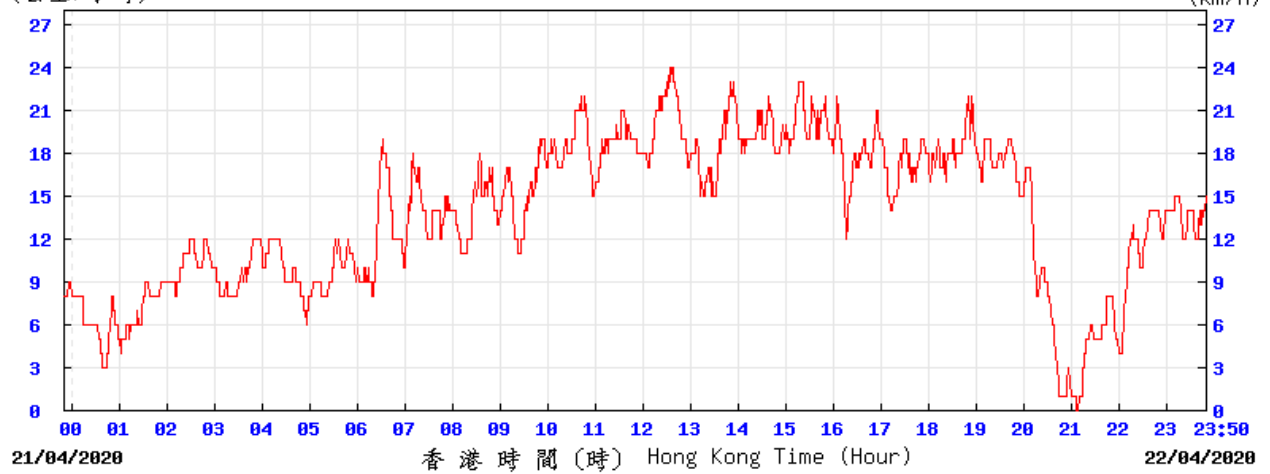
Wind Speed recorded at King's Park Meteorological Station on 21, 22 and 24 Apr 2020

(公里/小時) (於香港時間 2020 年 4月21日23時50分更新) (Updated at 23:50H on 21 Apr 2020)



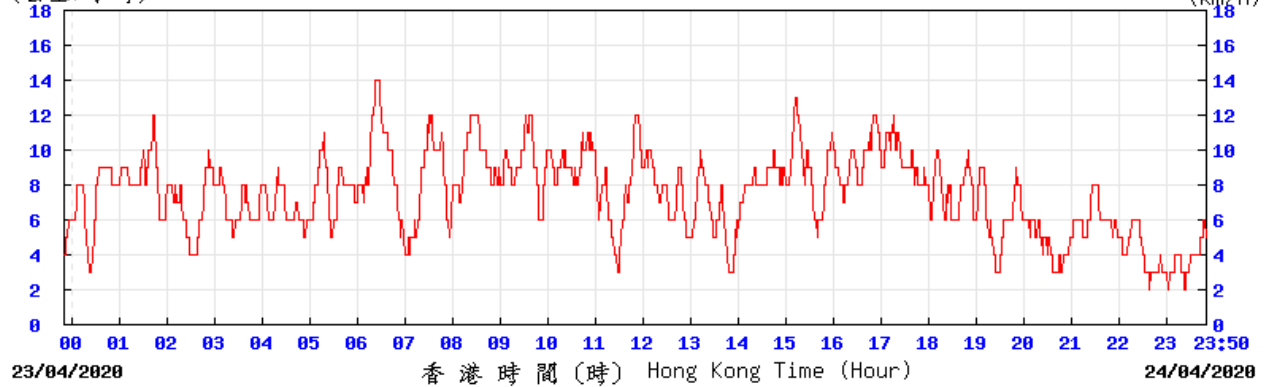
KPC © 香港天文台 Hong Kong Observatory

(公里/小時) (於香港時間 2020 年 4月22日23時50分更新) (Updated at 23:50H on 22 Apr 2020)



KPC © 香港天文台 Hong Kong Observatory

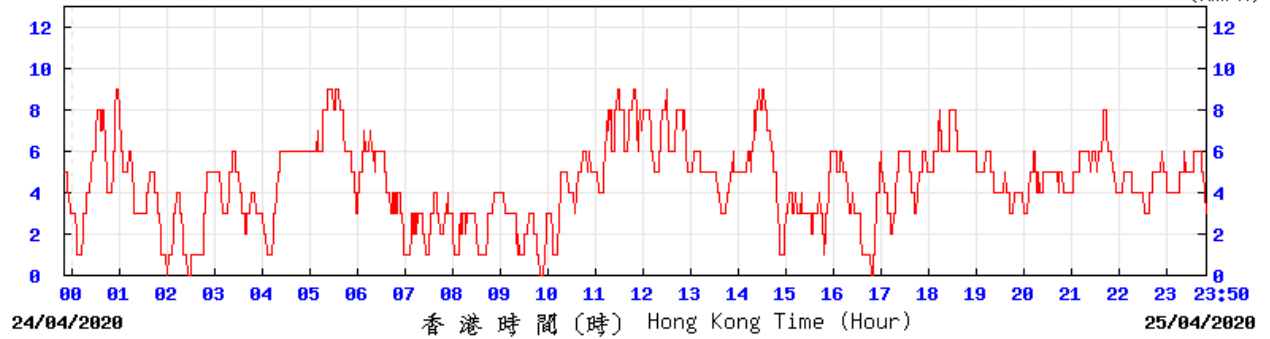
(公里/小時) (於香港時間 2020 年 4月24日23時50分更新) (Updated at 23:50H on 24 Apr 2020)



KPC © 香港天文台 Hong Kong Observatory

Wind Speed recorded at King's Park Meteorological Station on 25, 29 and 30 Apr 2020

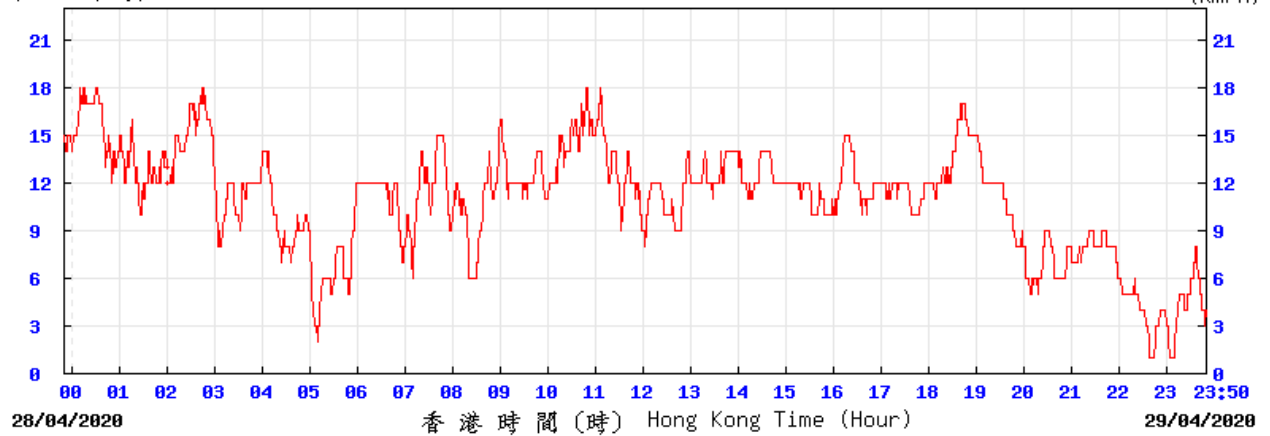
(公里/小時) (於香港時間 2020 年 4月25日23時50分更新) (Updated at 23:50H on 25 Apr 2020)



KPC

© 香港天文台 Hong Kong Observatory

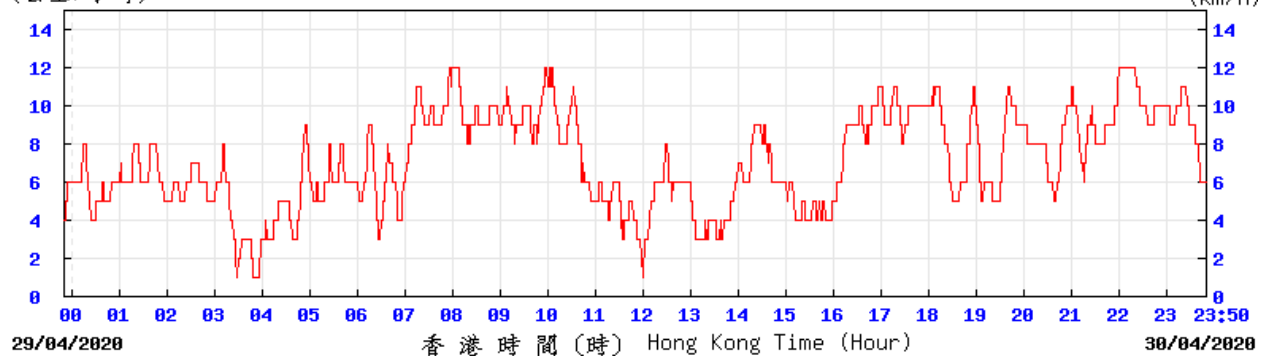
(公里/小時) (於香港時間 2020 年 4月29日23時50分更新) (Updated at 23:50H on 29 Apr 2020)



KPC

© 香港天文台 Hong Kong Observatory

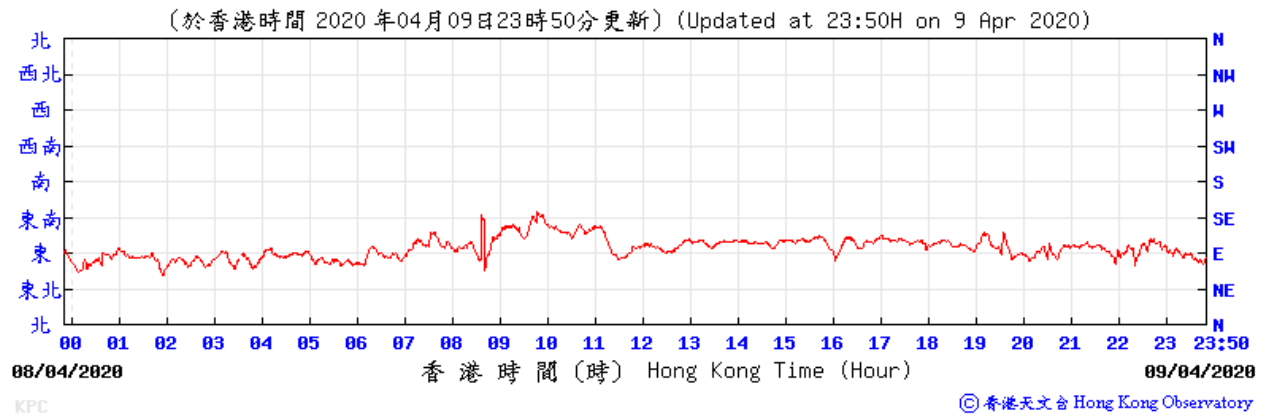
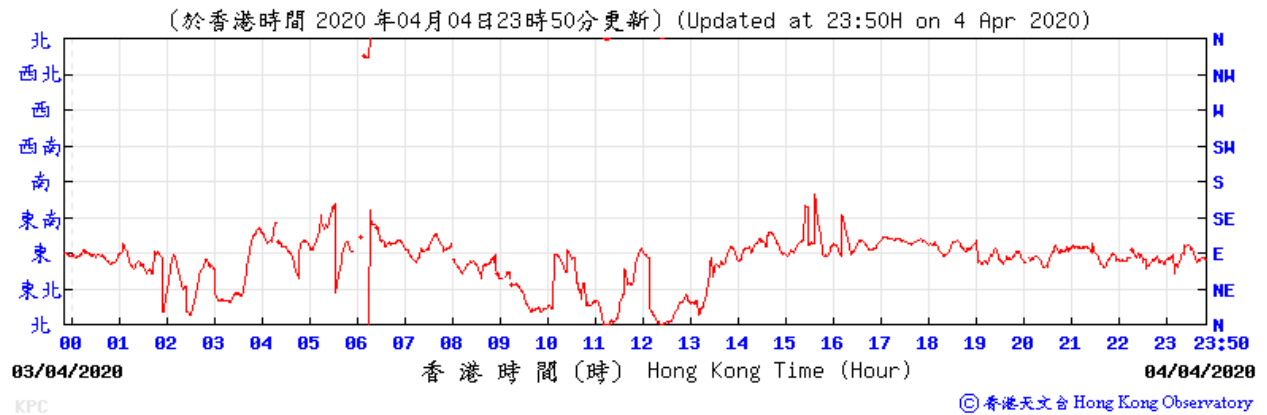
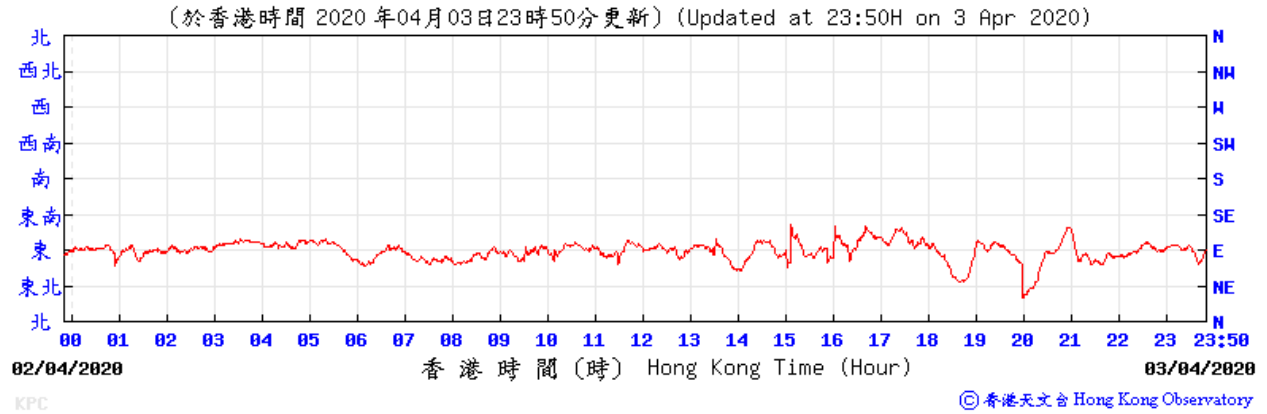
(公里/小時) (於香港時間 2020 年 4月30日23時50分更新) (Updated at 23:50H on 30 Apr 2020)



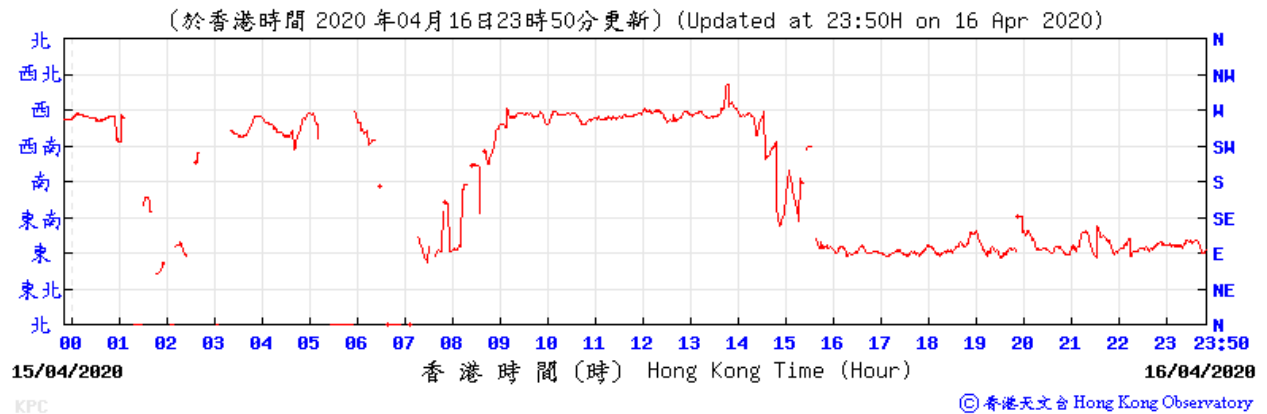
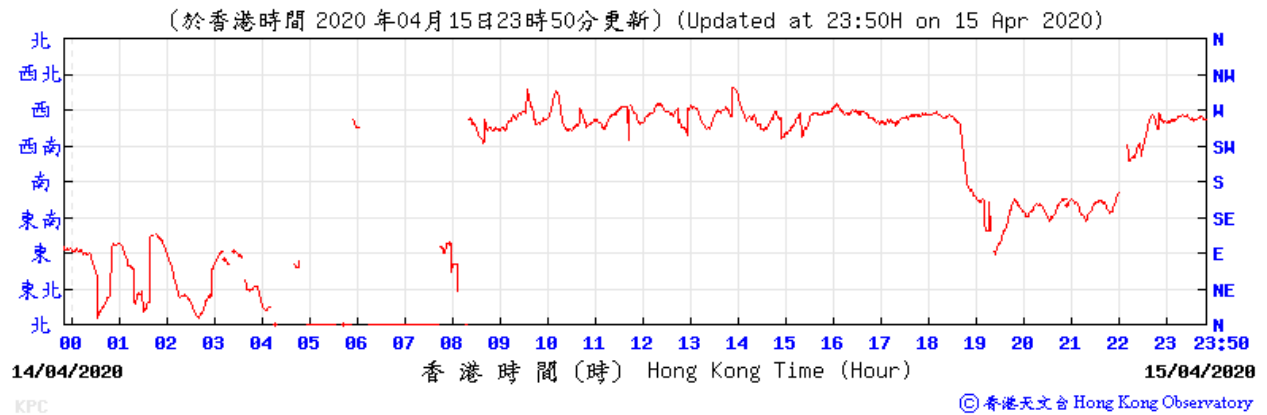
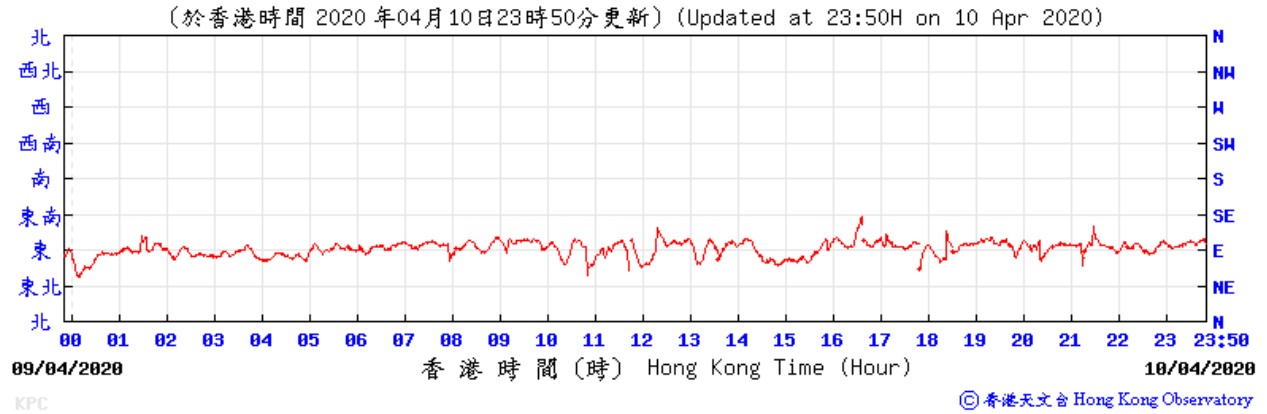
KPC

© 香港天文台 Hong Kong Observatory

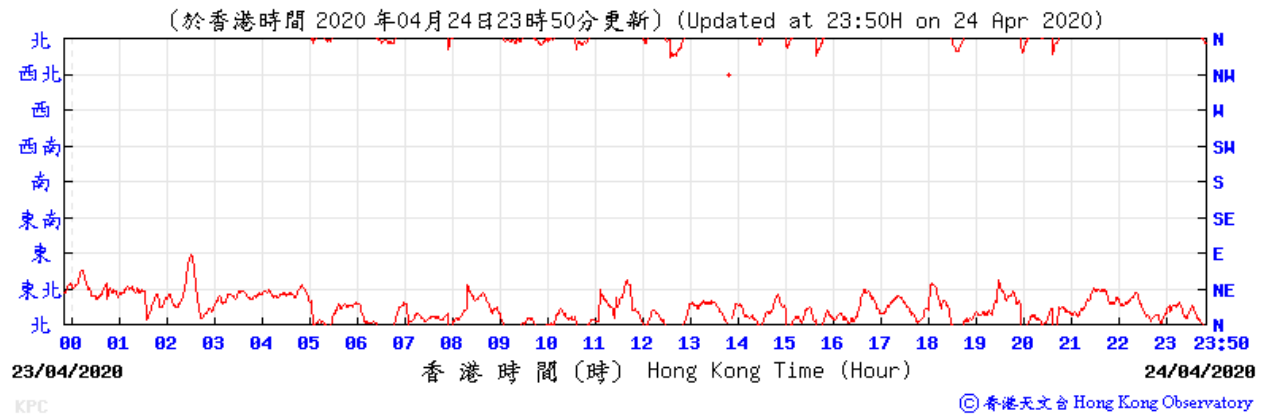
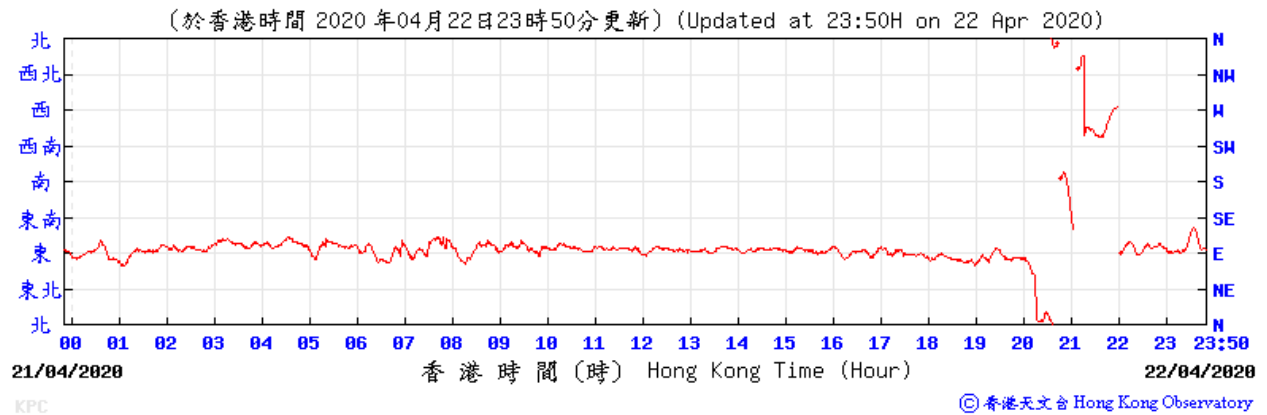
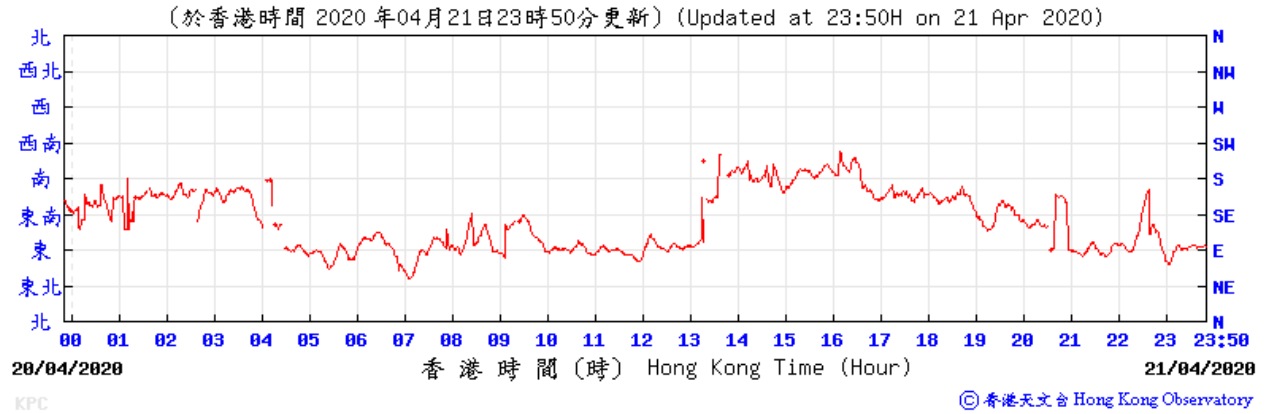
Wind Direction recorded at King's Park Meteorological Station on 3, 4 and 9 Apr 2020



Wind Direction recorded at King's Park Meteorological Station on 10, 15 and 16 Apr 2020



Wind Direction recorded at King's Park Meteorological Station on 21, 22 and 24 Apr 2020



Wind Direction recorded at King's Park Meteorological Station on 25, 29 and 30 Apr 2020

