

Appendix G
Air Quality Monitoring Results

24-hour TSP Monitoring Results at Station E-A14a (Block B, Merit Industrial Centre)

Date	Weather Condition	Air Temp. (°C)	Atmospheric Pressure (hPa)	Flow Rate (m ³ /min.)		Av. flow (m ³ /min)	Total vol. (m ³)	Filter Weight (g)		Particulate weight(g)	Elapse Time		Sampling Time(hrs.)	Conc. (µg/m ³)
				Initial	Final			Initial	Final		Initial	Final		
3-Apr-19	Sunny	22.8	1016.9	1.31	1.31	1.31	1892.2	2.6798	2.7691	0.0893	7890.32	7914.32	24.00	47.2
9-Apr-19	Sunny	26.6	1011.1	1.31	1.31	1.31	1892.2	2.6968	2.7500	0.0532	7914.32	7938.32	24.00	28.1
13-Apr-19	Sunny	21.2	1014.3	1.31	1.31	1.31	1892.2	2.6850	2.7054	0.0204	7938.32	7962.32	24.00	10.8
18-Apr-19	Cloudy	24.0	1010.0	1.34	1.34	1.34	1931.0	2.6774	2.7529	0.0755	7962.32	7986.32	24.00	39.1
24-Apr-19	Sunny	28.0	1009.9	1.34	1.34	1.34	1931.0	2.6917	2.7363	0.0446	7986.32	8010.32	24.00	23.1
27-Apr-19	Sunny	24.9	1012.8	1.34	1.34	1.34	1931.0	2.6576	2.6863	0.0287	8010.32	8034.32	24.00	14.9
													Average	27.2
													Minimum	10.8
													Maximum	47.2

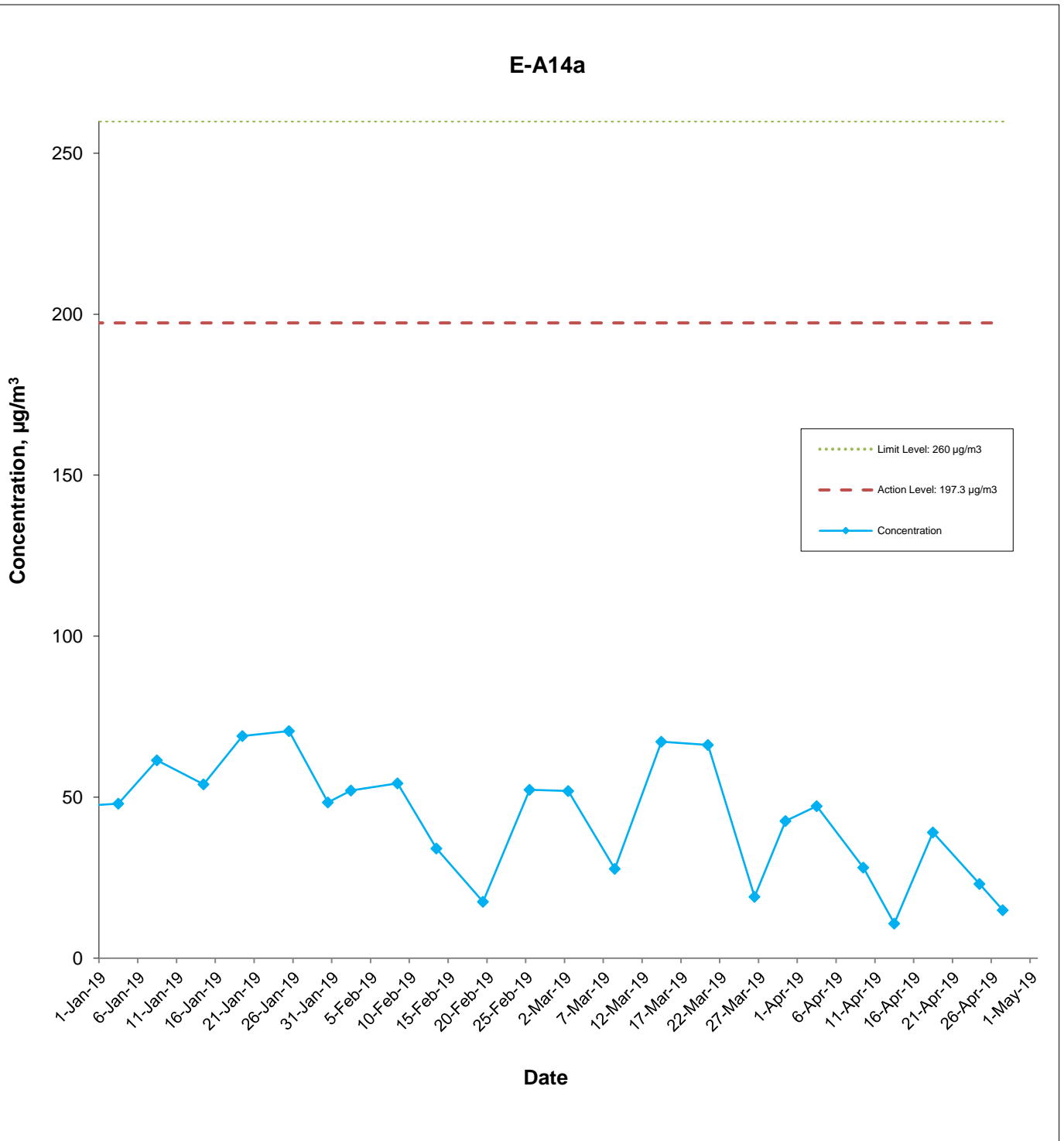
Appendix G

Air Quality Monitoring Results

1-hour TSP Monitoring Results at Station E-A14a (Block B, Merit Industrial Centre)

Date	Start Time (hh:mm)	Weather Condition	1st Hour	2nd Hour	3rd Hour
			Conc. ($\mu\text{g}/\text{m}^3$)	Conc. ($\mu\text{g}/\text{m}^3$)	Conc. ($\mu\text{g}/\text{m}^3$)
3-Apr-19	13:30	Sunny	61.6	62.7	60.2
9-Apr-19	13:45	Sunny	59.2	60.9	61.6
13-Apr-19	13:20	Fine	66.4	64.6	63.8
18-Apr-19	13:30	Cloudy	62.4	63.8	65.6
24-Apr-19	12:00	Sunny	58.9	60.8	61.0
27-Apr-19	13:50	Sunny	65.3	64.6	65.7
				Average	62.7
				Min	58.9
				Max	66.4

E-A14a



This Drawing has been prepared for the use of AECOM's client. It may not be used, modified, reproduced or relied upon by third parties, except as agreed by AECOM or as required by law. AECOM accepts no responsibility, and denies any liability whatsoever, to any party that uses or relies on this drawing without AECOM's express written consent.

Central Kowloon Route - Kai Tak West (Contract No. HY/2014/07)

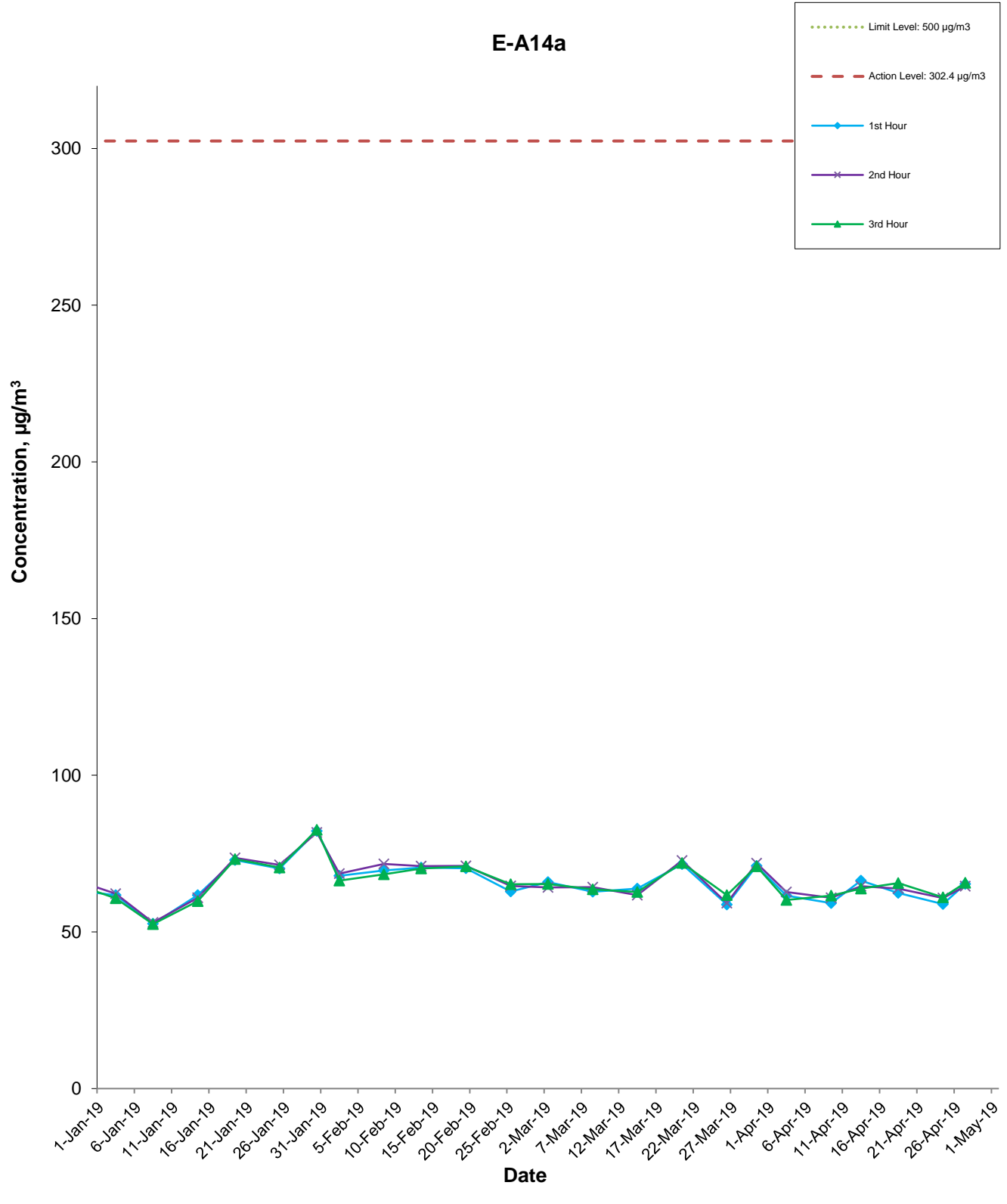


Graphical Presentation of Impact 24-hour TSP Monitoring Results

Date: May 2019

Appendix G

E-A14a



This Drawing has been prepared for the use of AECOM's client. It may not be used, modified, reproduced or relied upon by third parties, except as agreed by AECOM or as required by law. AECOM accepts no responsibility, and denies any liability whatsoever, to any party that uses or relies on this drawing without AECOM's express written consent.

Central Kowloon Route - Kai Tak West (Contract No. HY/2014/07)



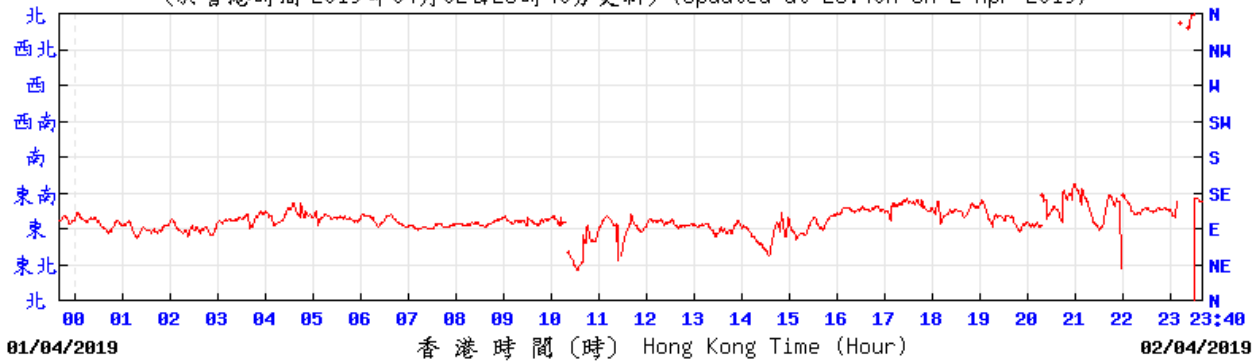
Graphical Presentation of Impact 1-hour TSP Monitoring Results

Date: May 2019

Appendix G

Data of Wind Direction Extracted from Kai Tak Wind Station of the Hong Kong Observatory

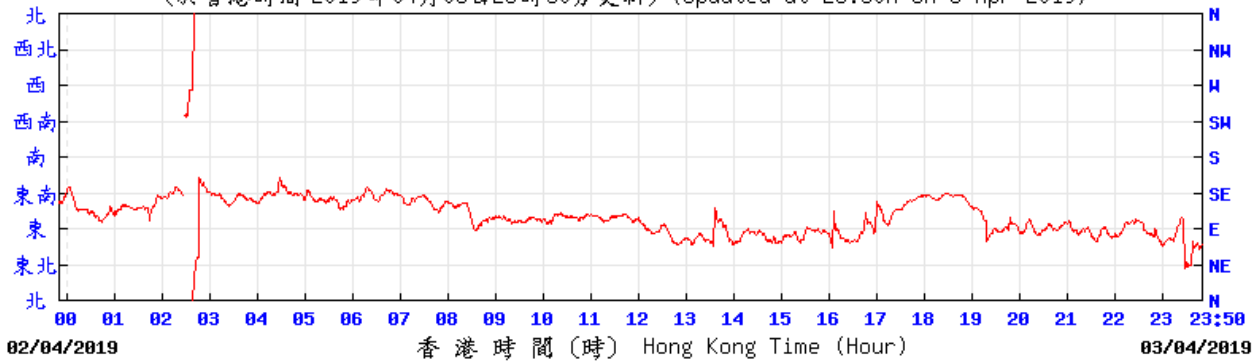
(於香港時間 2019 年04月02日23時40分更新) (Updated at 23:40H on 2 Apr 2019)



SEC

© 香港天文台 Hong Kong Observatory

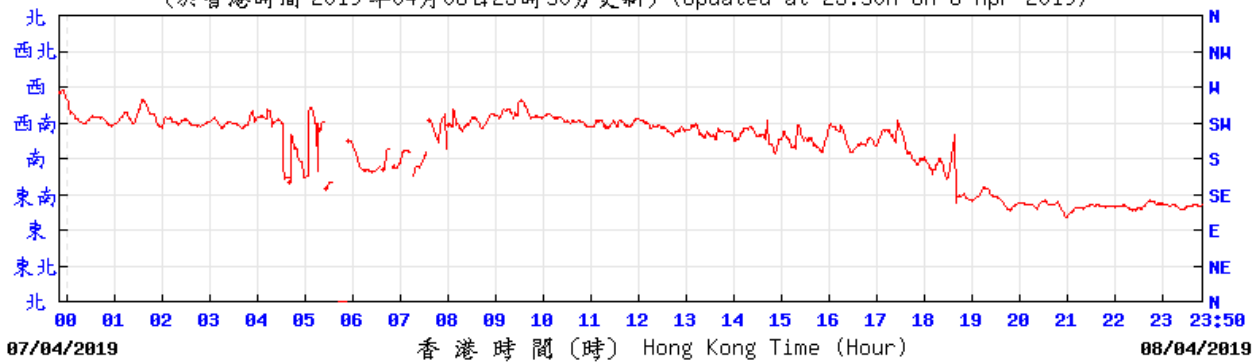
(於香港時間 2019 年04月03日23時50分更新) (Updated at 23:50H on 3 Apr 2019)



SEC

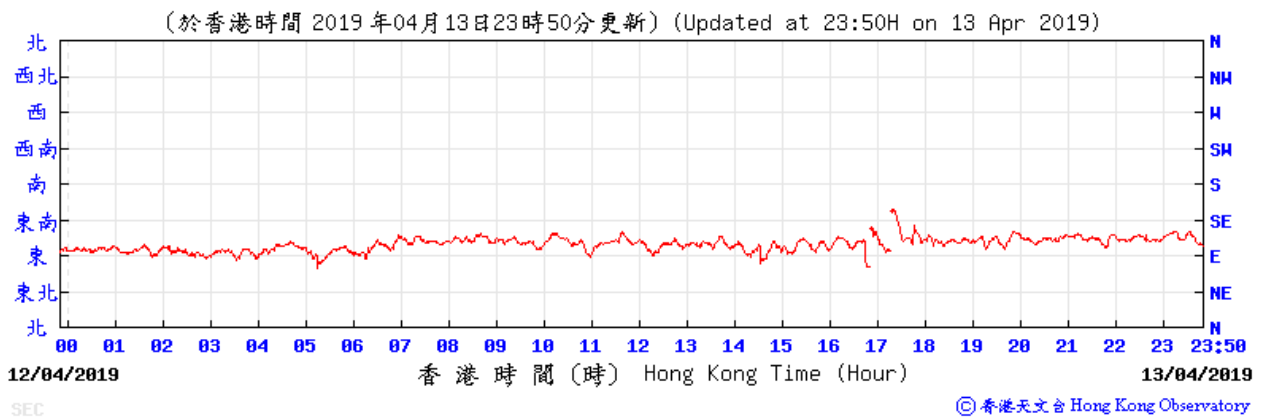
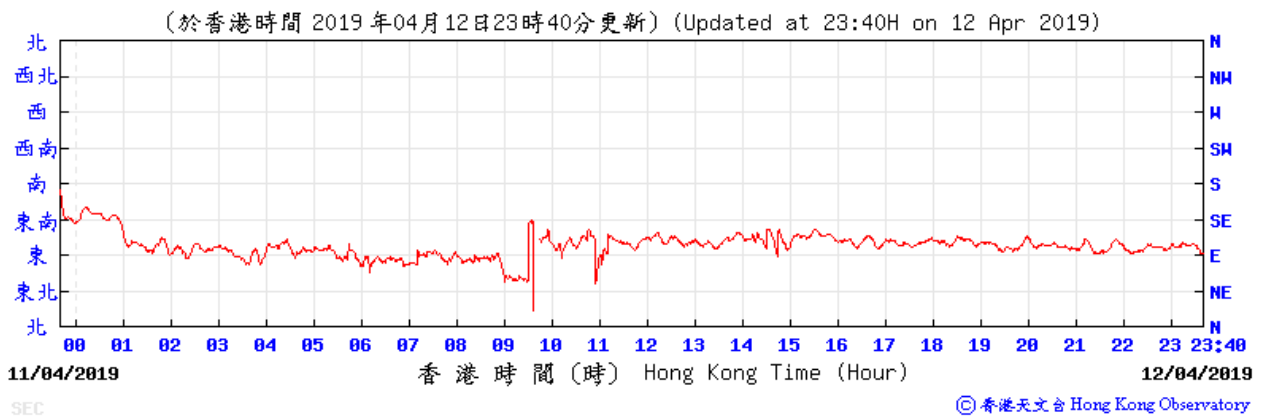
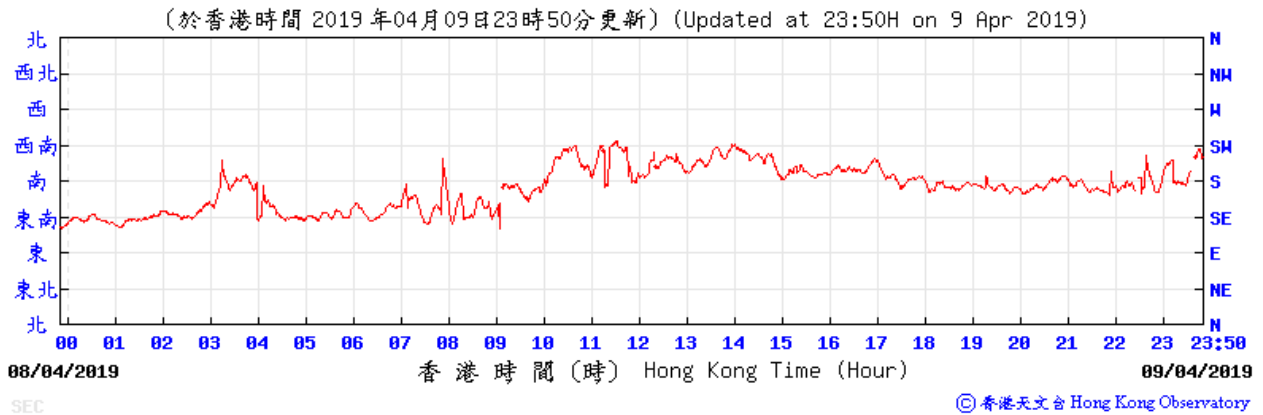
© 香港天文台 Hong Kong Observatory

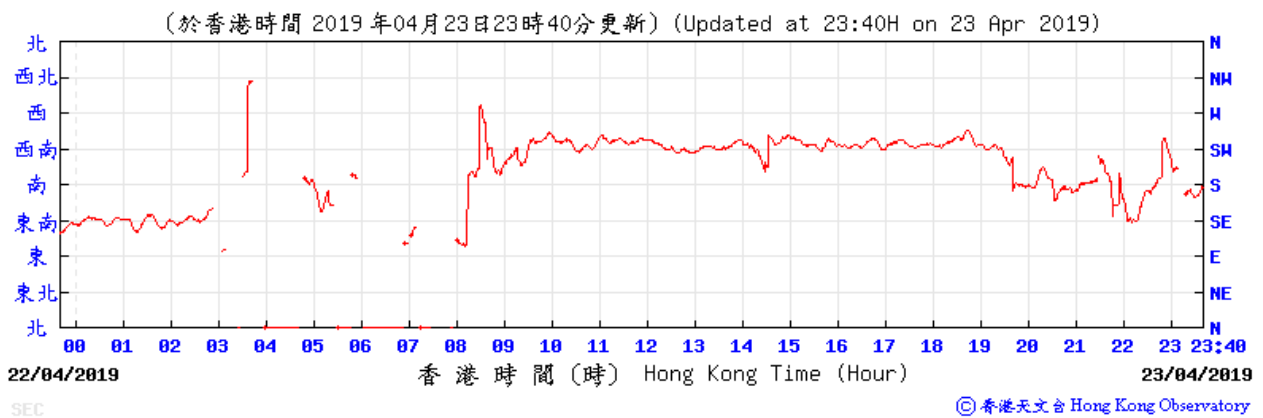
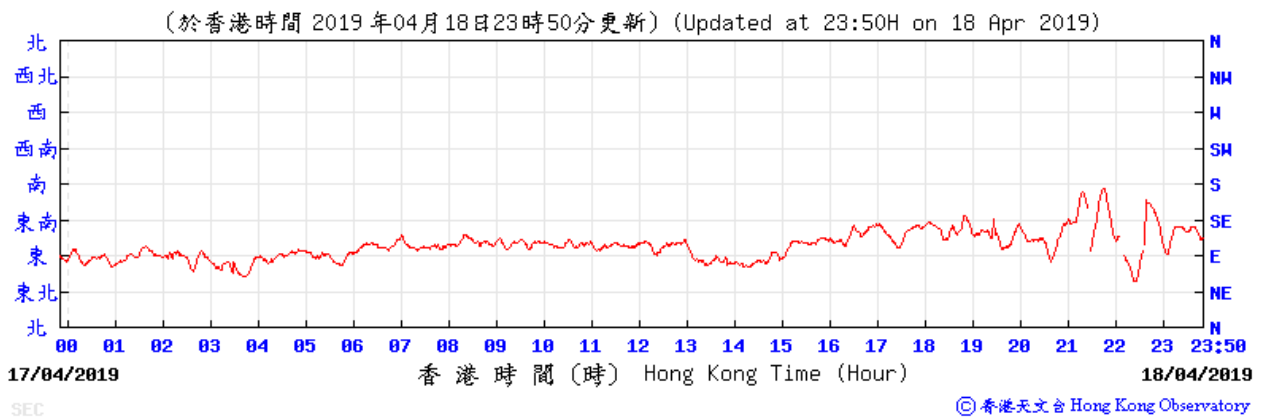
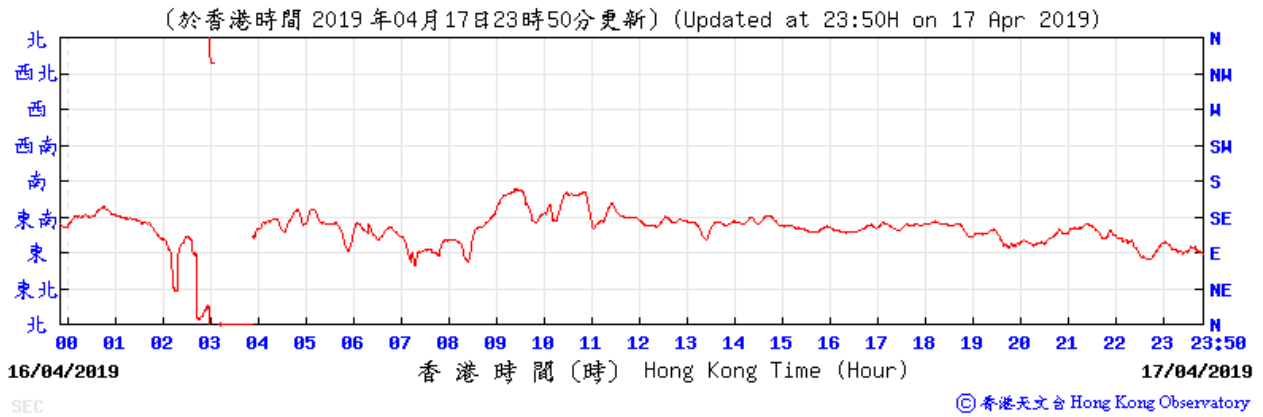
(於香港時間 2019 年04月08日23時50分更新) (Updated at 23:50H on 8 Apr 2019)

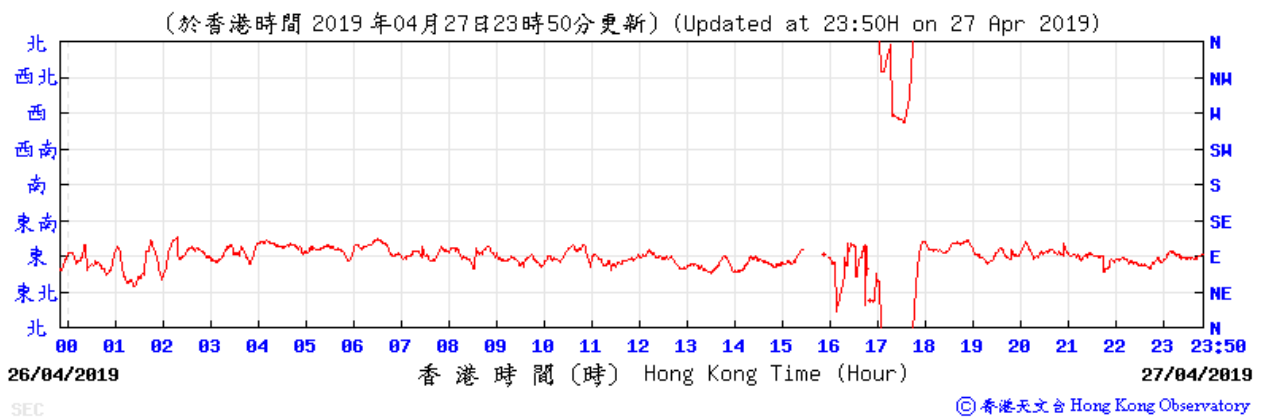
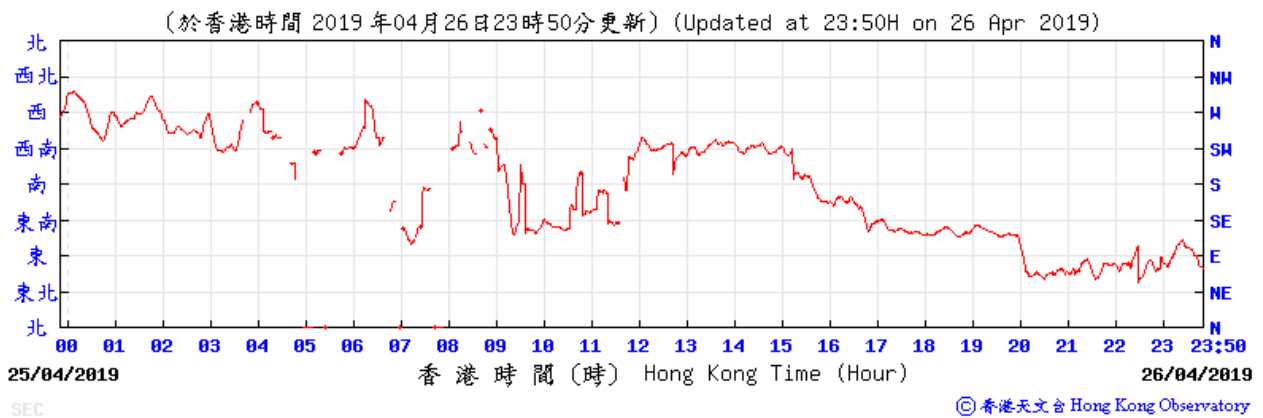
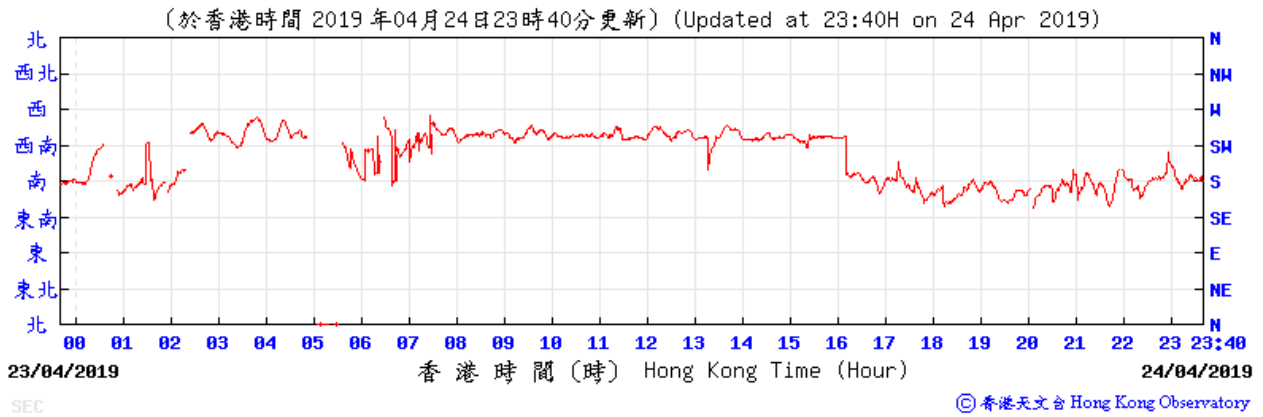


SEC

© 香港天文台 Hong Kong Observatory

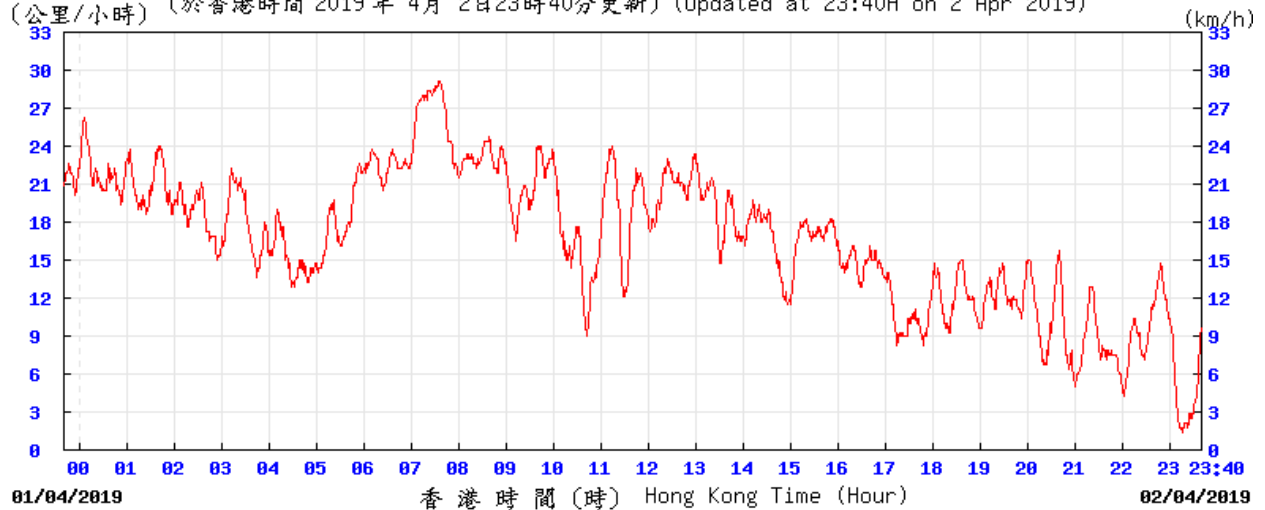






Data of Wind Speed Extracted from Kai Tak Wind Station of the Hong Kong Observatory

(公里/小時) (於香港時間 2019 年 4 月 2 日 23 時 40 分更新) (Updated at 23:40H on 2 Apr 2019)



SEC

© 香港天文台 Hong Kong Observatory

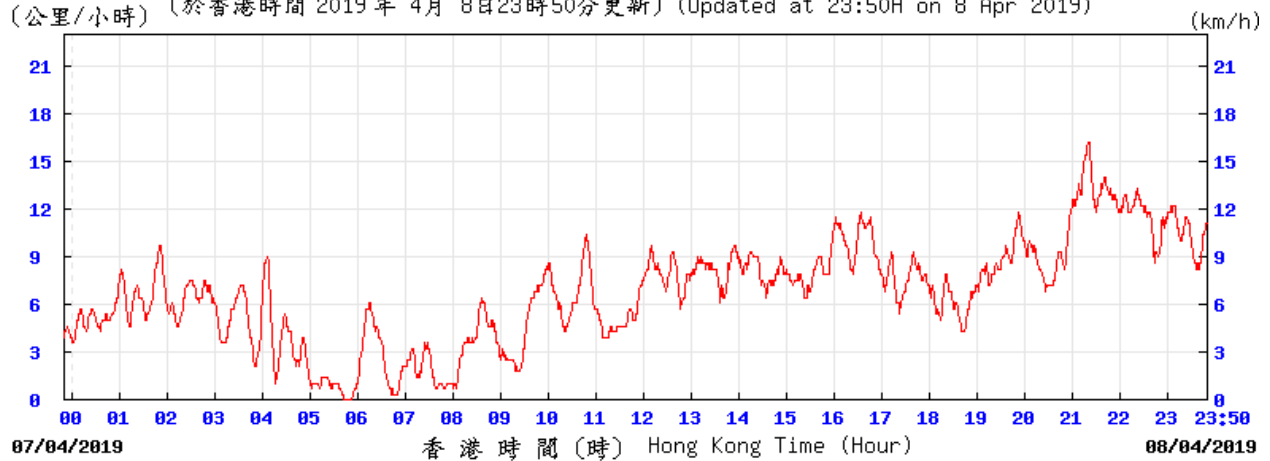
(公里/小時) (於香港時間 2019 年 4 月 3 日 23 時 50 分更新) (Updated at 23:50H on 3 Apr 2019)



SEC

© 香港天文台 Hong Kong Observatory

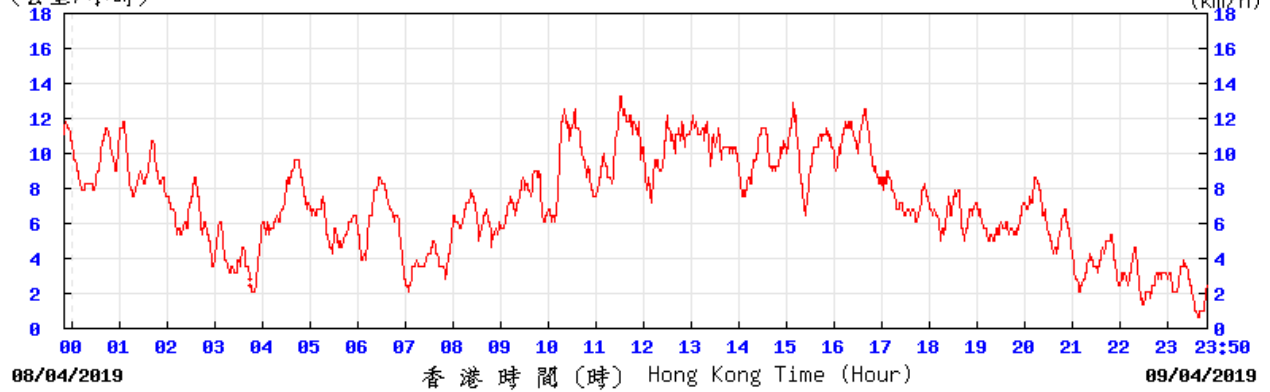
(公里/小時) (於香港時間 2019 年 4 月 8 日 23 時 50 分更新) (Updated at 23:50H on 8 Apr 2019)



SEC

© 香港天文台 Hong Kong Observatory

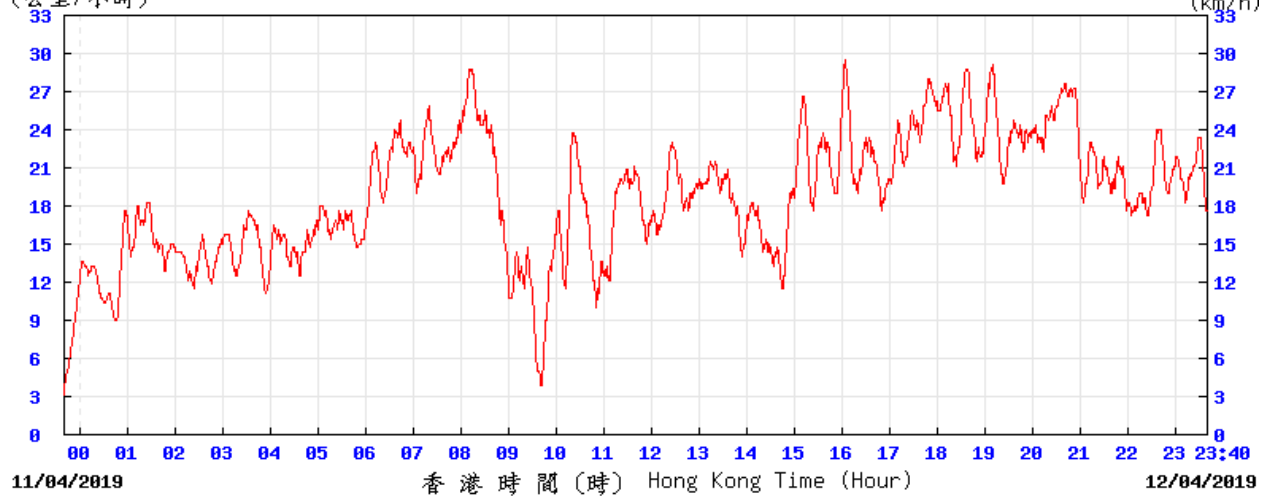
(公里/小時) (於香港時間 2019 年 4 月 9 日 23 時 50 分更新) (Updated at 23:50H on 9 Apr 2019)



SEC

© 香港天文台 Hong Kong Observatory

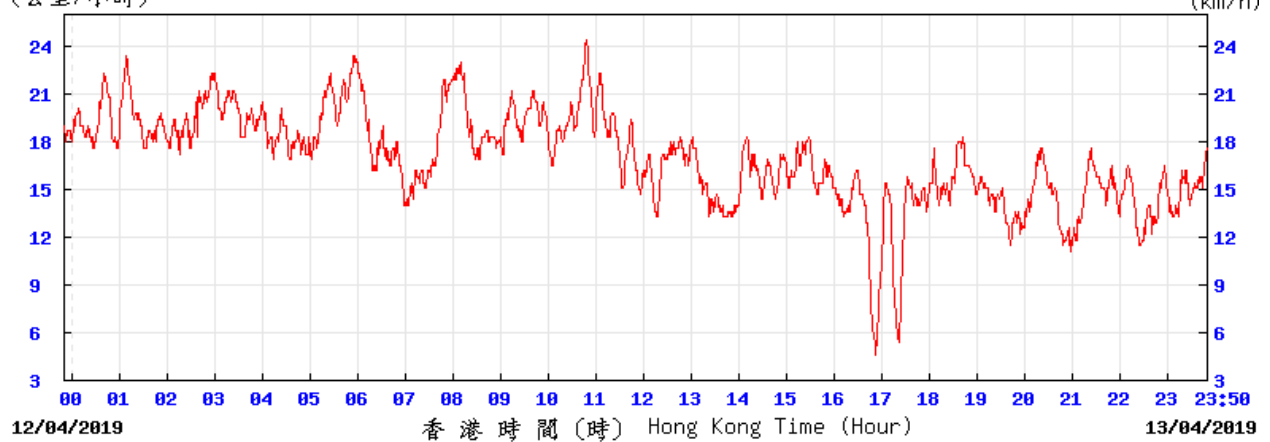
(公里/小時) (於香港時間 2019 年 4 月 12 日 23 時 40 分更新) (Updated at 23:40H on 12 Apr 2019)



SEC

© 香港天文台 Hong Kong Observatory

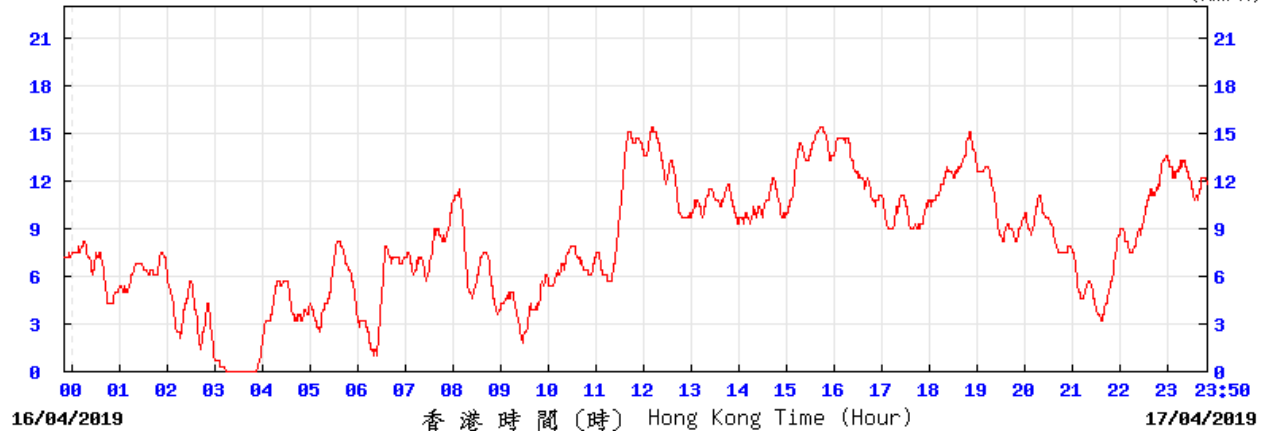
(公里/小時) (於香港時間 2019 年 4 月 13 日 23 時 50 分更新) (Updated at 23:50H on 13 Apr 2019)



SEC

© 香港天文台 Hong Kong Observatory

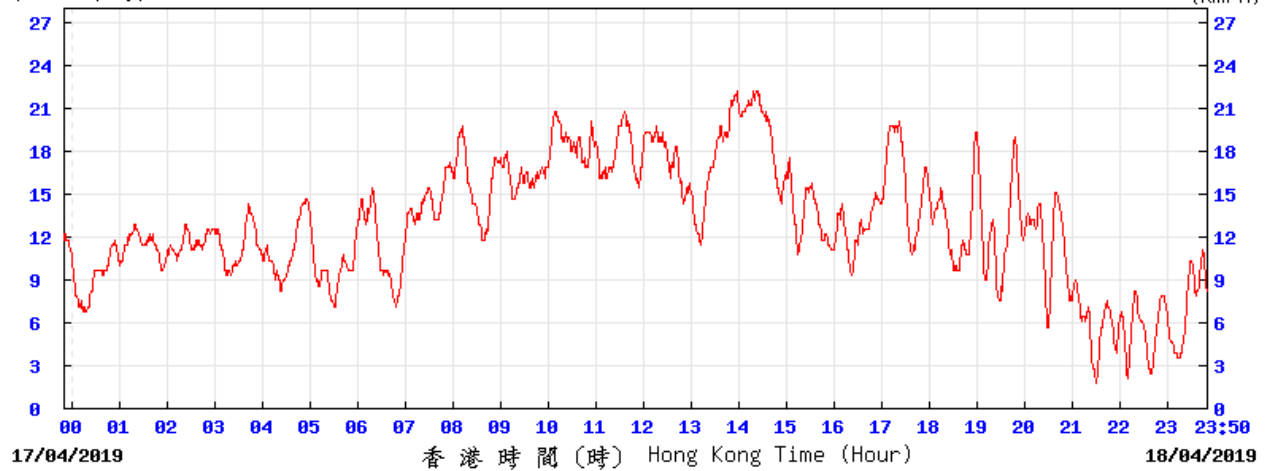
(公里/小時) (於香港時間 2019 年 4 月 17 日 23 時 50 分更新) (Updated at 23:50H on 17 Apr 2019) (km/h)



SEC

© 香港天文台 Hong Kong Observatory

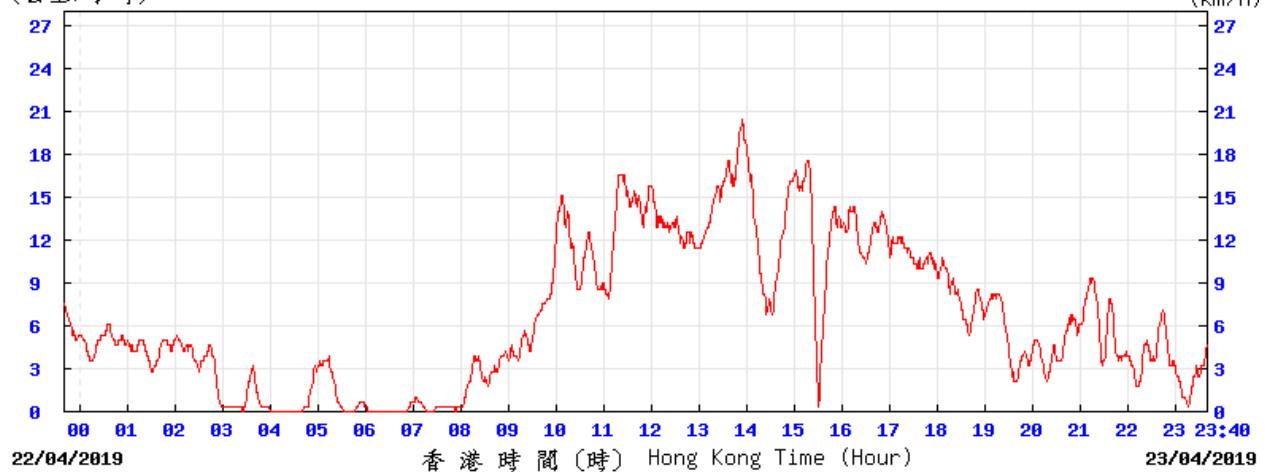
(公里/小時) (於香港時間 2019 年 4 月 18 日 23 時 50 分更新) (Updated at 23:50H on 18 Apr 2019) (km/h)



SEC

© 香港天文台 Hong Kong Observatory

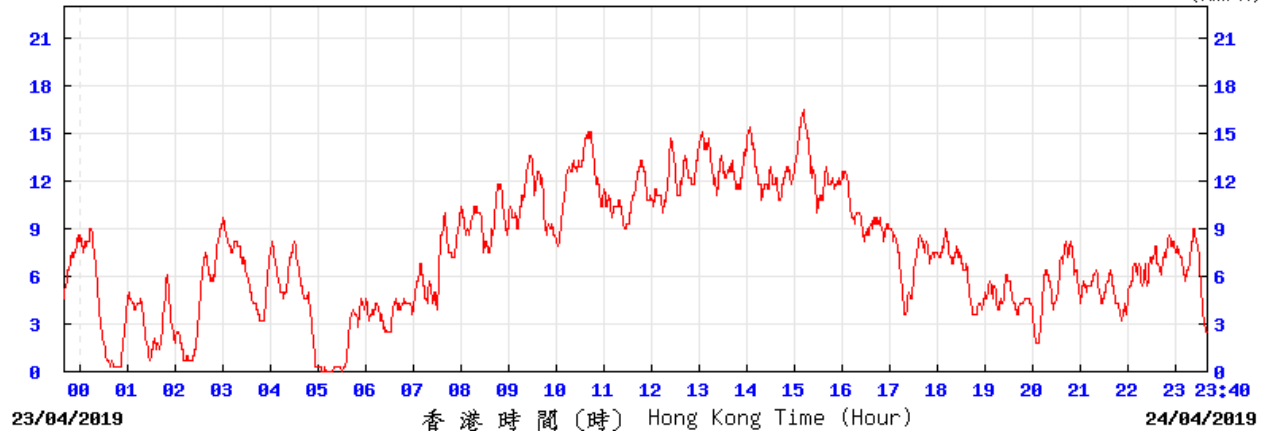
(公里/小時) (於香港時間 2019 年 4 月 23 日 23 時 40 分更新) (Updated at 23:40H on 23 Apr 2019) (km/h)



SEC

© 香港天文台 Hong Kong Observatory

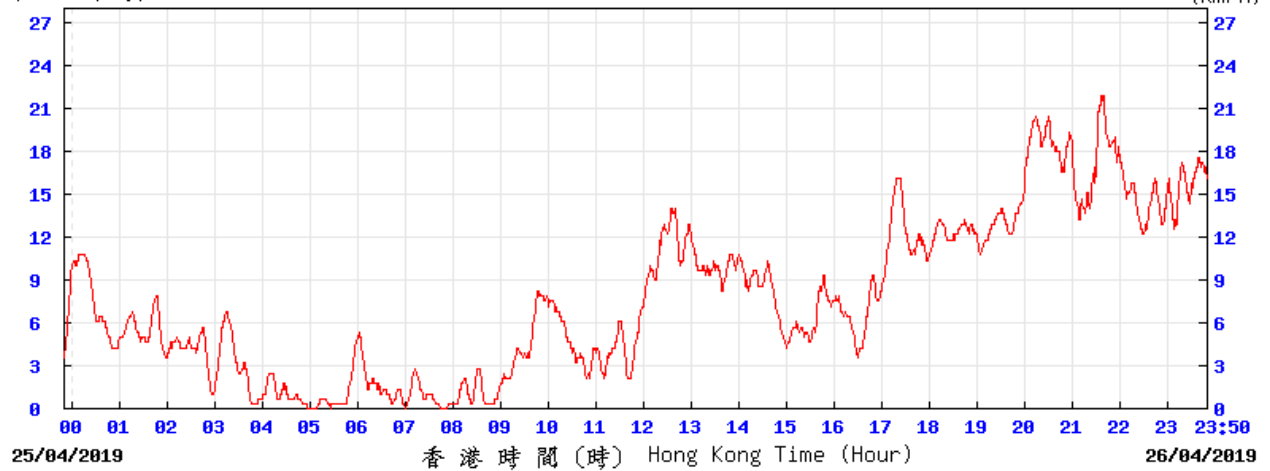
(公里/小時) (於香港時間 2019 年 4月24日23時40分更新) (Updated at 23:40H on 24 Apr 2019) (km/h)



SEC

© 香港天文台 Hong Kong Observatory

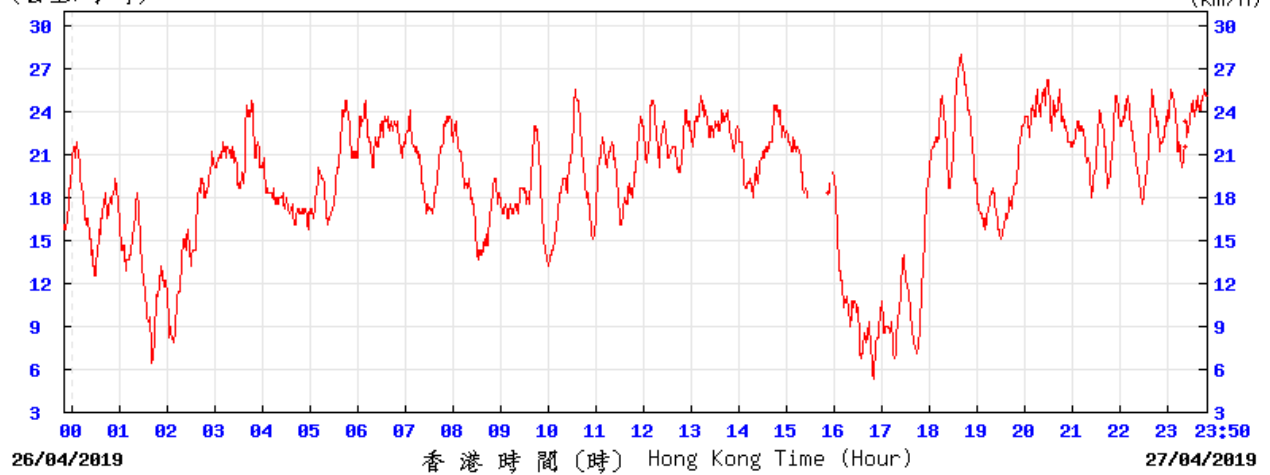
(公里/小時) (於香港時間 2019 年 4月26日23時50分更新) (Updated at 23:50H on 26 Apr 2019) (km/h)



SEC

© 香港天文台 Hong Kong Observatory

(公里/小時) (於香港時間 2019 年 4月27日23時50分更新) (Updated at 23:50H on 27 Apr 2019) (km/h)



SEC

© 香港天文台 Hong Kong Observatory