

**Appendix G
Air Quality Monitoring Results**

24-hour TSP Monitoring Results at Station E-A14a (Block B, Merit Industrial Centre)

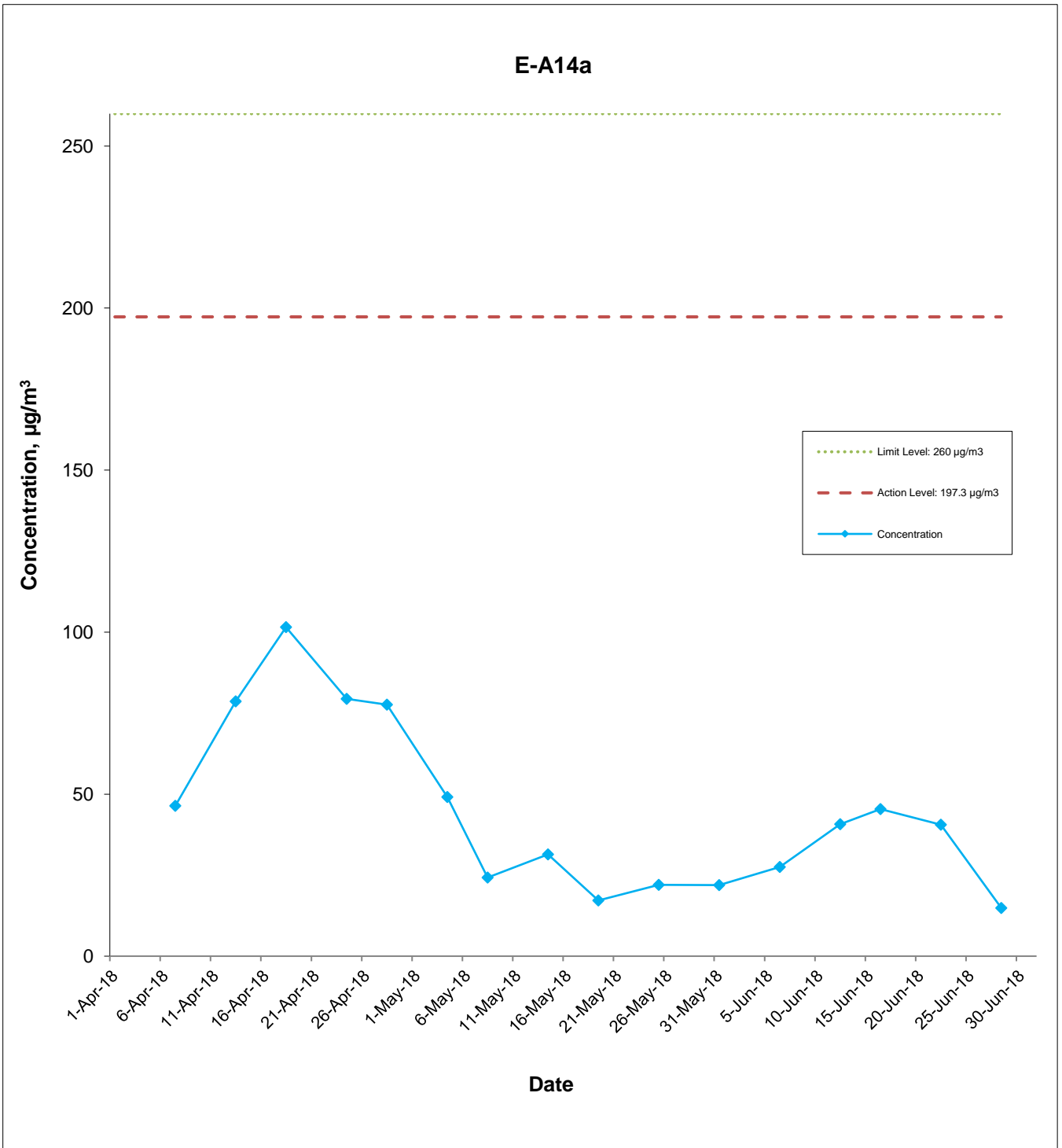
Date	Weather Condition	Air Temp. (°C)	Atmospheric Pressure (hPa)	Flow Rate (m ³ /min.)		Av. flow (m ³ /min)	Total vol. (m ³)	Filter Weight (g)		Particulate weight(g)	Elapse Time		Sampling Time(hrs.)	Conc. (µg/m ³)
				Initial	Final			Initial	Final		Initial	Final		
6-Jun-18	Cloudy	27.2	1005.0	1.31	1.31	1.31	1889.3	2.6642	2.7162	0.0520	6593.22	6617.22	24.00	27.5
12-Jun-18	Fine	27.5	1002.4	1.31	1.31	1.31	1889.3	2.6185	2.6954	0.0769	6617.22	6641.22	24.00	40.7
16-Jun-18	Cloudy	28.4	1003.6	1.31	1.31	1.31	1889.3	2.6136	2.6993	0.0857	6641.22	6665.22	24.00	45.4
22-Jun-18	Sunny	30.0	1005.9	1.31	1.31	1.31	1889.3	2.6102	2.6869	0.0767	6665.22	6689.22	24.00	40.6
28-Jun-18	Sunny	29.7	1007.0	1.31	1.31	1.31	1889.3	2.5624	2.5905	0.0281	6689.22	6713.22	24.00	14.9
													Average	33.8
													Minimum	14.9
													Maximum	45.4

Appendix G
Air Quality Monitoring Results

1-hour TSP Monitoring Results at Station E-A14a (Block B, Merit Industrial Centre)

Date	Start Time (hh:mm)	Weather Condition	1st Hour	2nd Hour	3rd Hour
			Conc. ($\mu\text{g}/\text{m}^3$)	Conc. ($\mu\text{g}/\text{m}^3$)	Conc. ($\mu\text{g}/\text{m}^3$)
6-Jun-18	12:49	Cloudy	70.2	71.1	69.4
12-Jun-18	13:26	Fine	67.2	65.4	66.8
16-Jun-18	10:45	Sunny	60.2	62.4	64.3
22-Jun-18	10:58	Fine	72.6	70.5	69.8
28-Jun-18	13:20	Sunny	65.9	67.2	63.8
			Average		67.1
			Min		60.2
			Max		72.6

E-A14a



This Drawing has been prepared for the use of AECOM's client. It may not be used, modified, reproduced or relied upon by third parties, except as agreed by AECOM or as required by law. AECOM accepts no responsibility, and denies any liability whatsoever, to any party that uses or relies on this drawing without AECOM's express written consent.

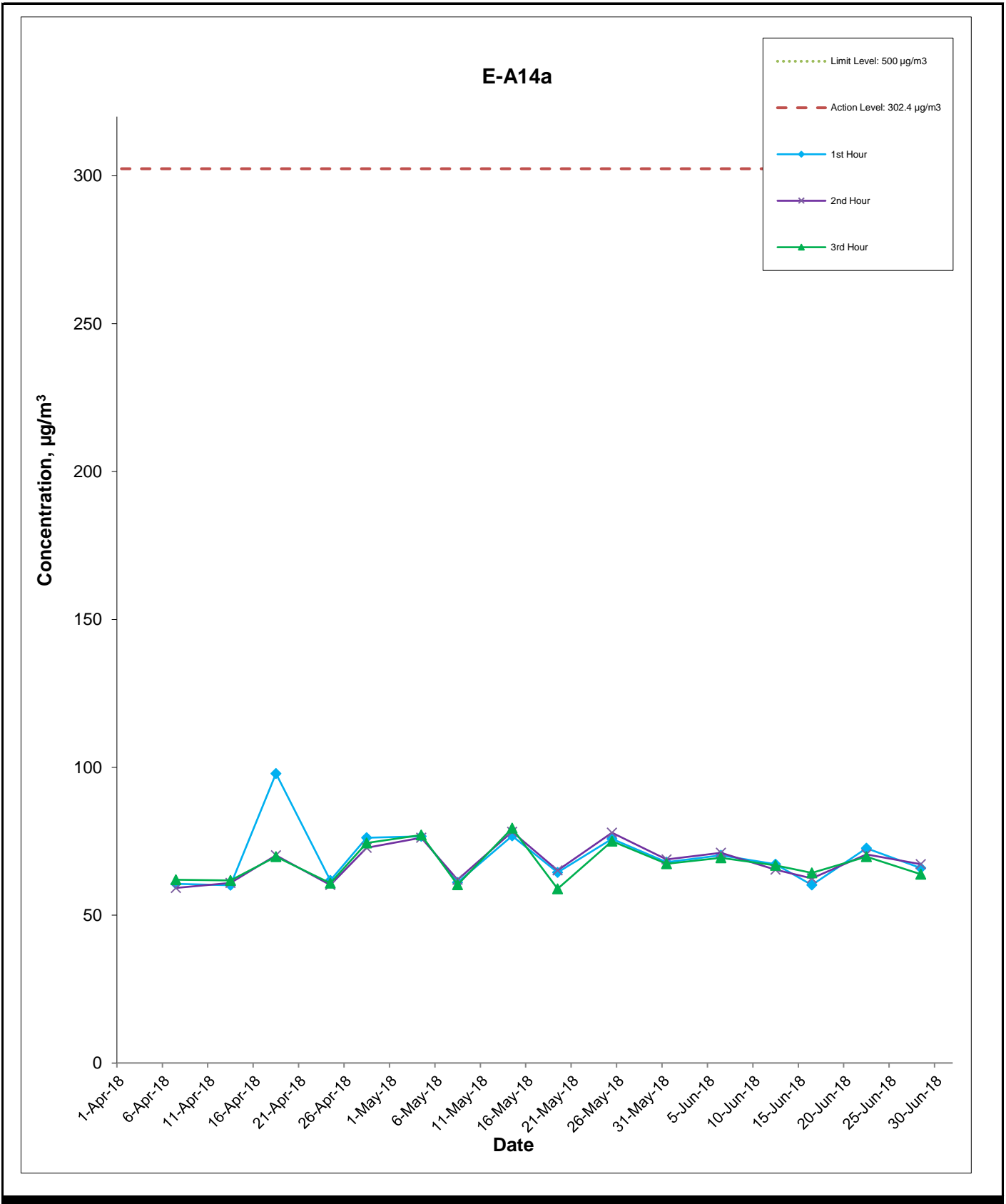
Central Kowloon Route - Kai Tak West (Contract No. HY/2014/07)



Graphical Presentation of Impact 24-hour TSP Monitoring Results

Date: July 2018

Appendix G



This Drawing has been prepared for the use of AECOM's client. It may not be used, modified, reproduced or relied upon by third parties, except as agreed by AECOM or as required by law. AECOM accepts no responsibility, and denies any liability whatsoever, to any party that uses or relies on this drawing without AECOM's express written consent.

Central Kowloon Route - Kai Tak West (Contract No. HY/2014/07)



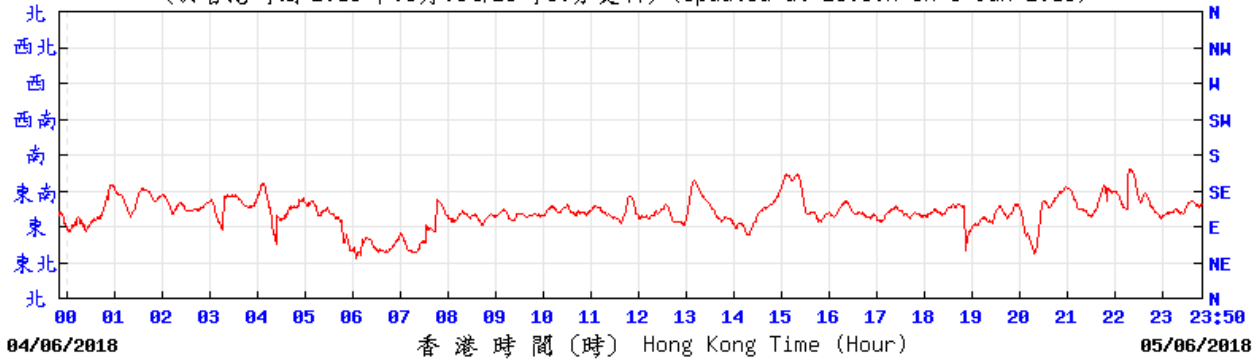
Graphical Presentation of Impact 1-hour TSP Monitoring Results

Date: July 2018

Appendix G

Data of Wind Direction Extracted from Kai Tak Wind Station of the Hong Kong Observatory

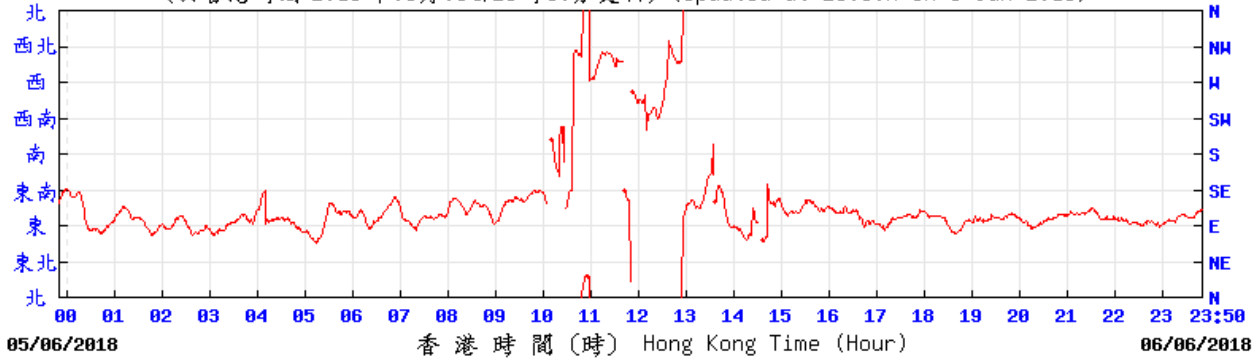
(於香港時間 2018 年06月05日23時50分更新) (Updated at 23:50H on 5 Jun 2018)



SEC

© 香港天文台 Hong Kong Observatory

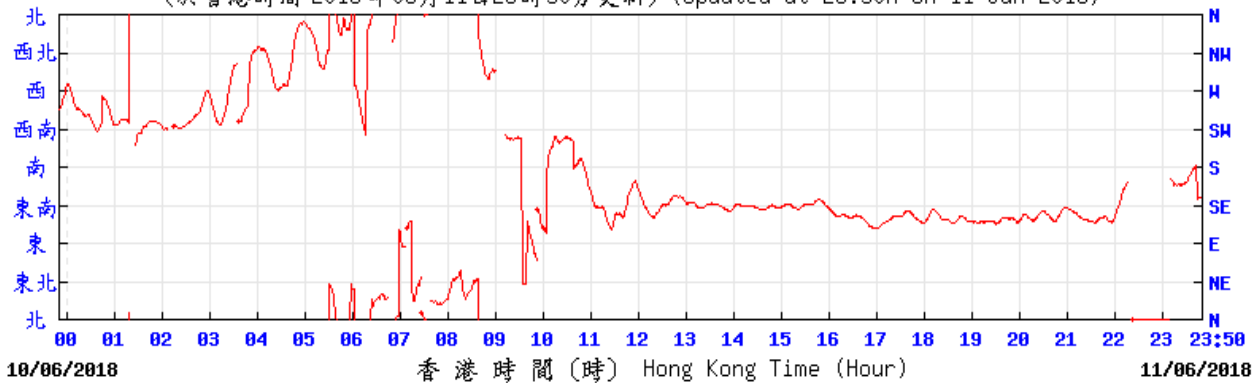
(於香港時間 2018 年06月06日23時50分更新) (Updated at 23:50H on 6 Jun 2018)



SEC

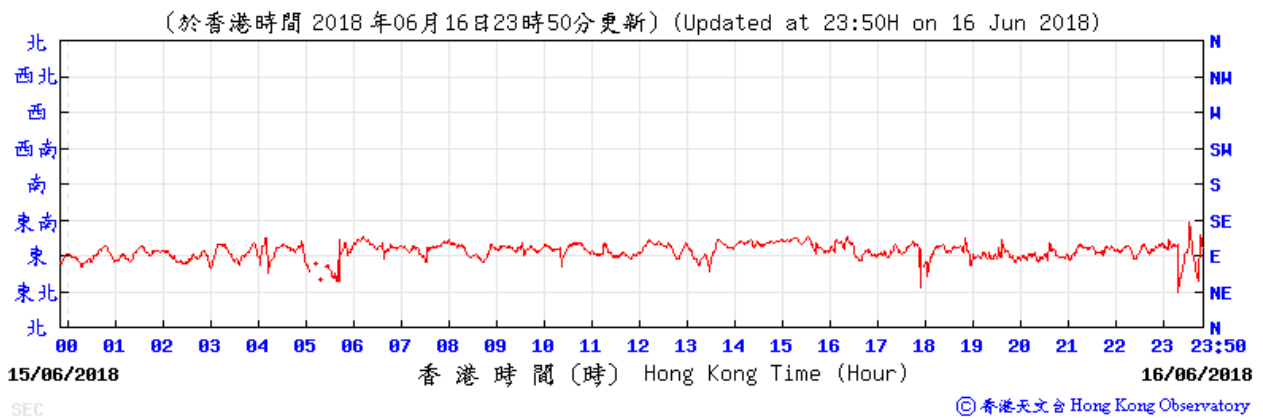
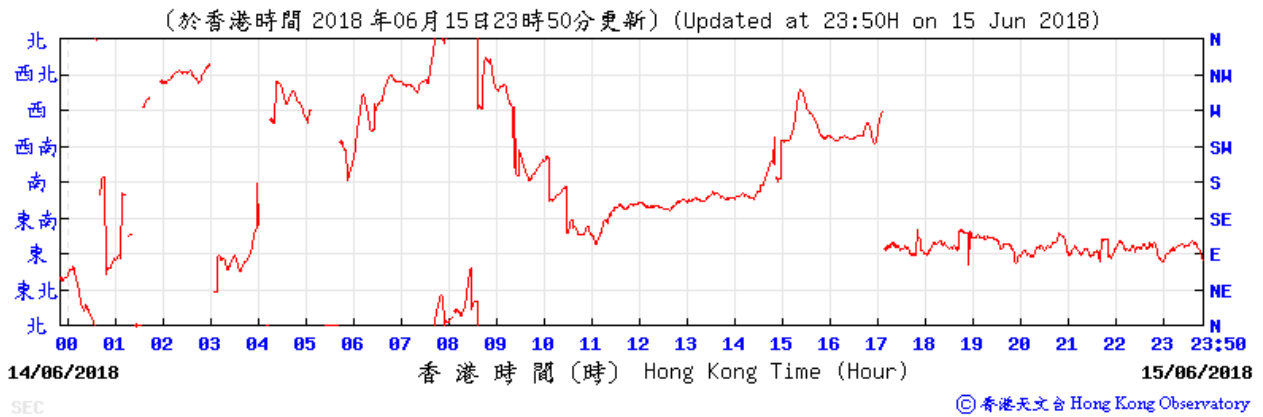
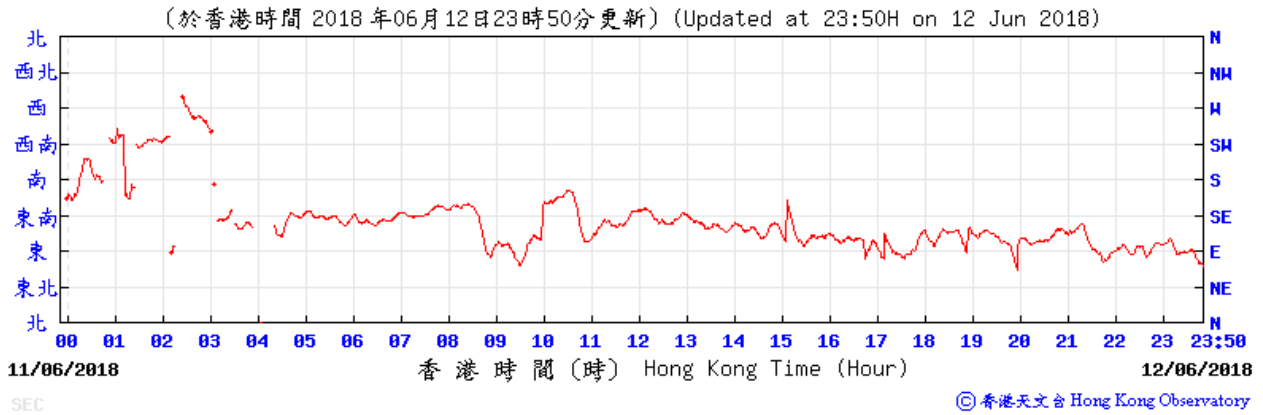
© 香港天文台 Hong Kong Observatory

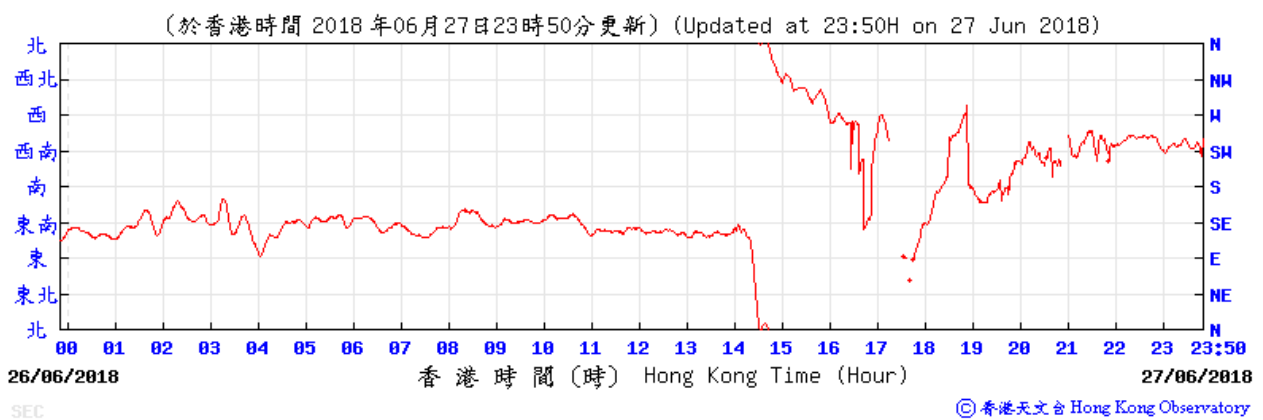
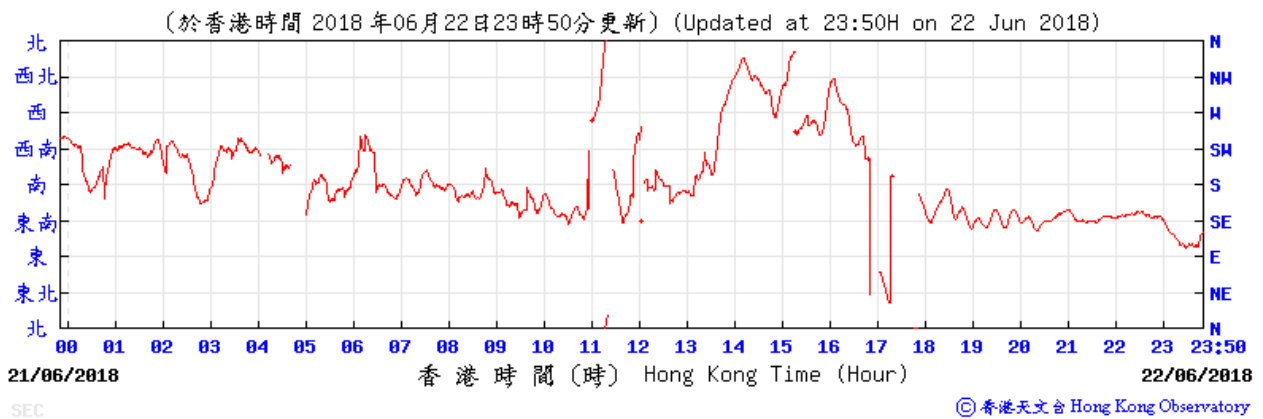
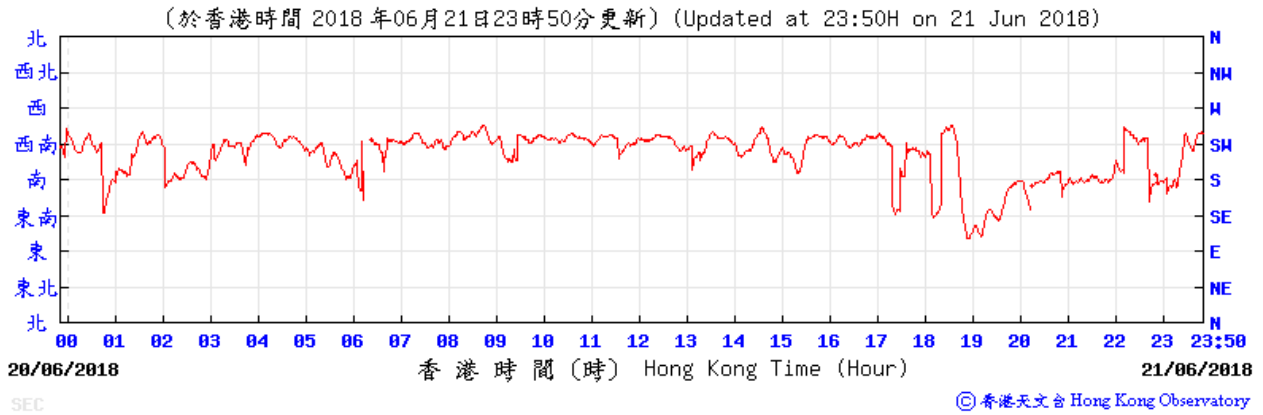
(於香港時間 2018 年06月11日23時50分更新) (Updated at 23:50H on 11 Jun 2018)



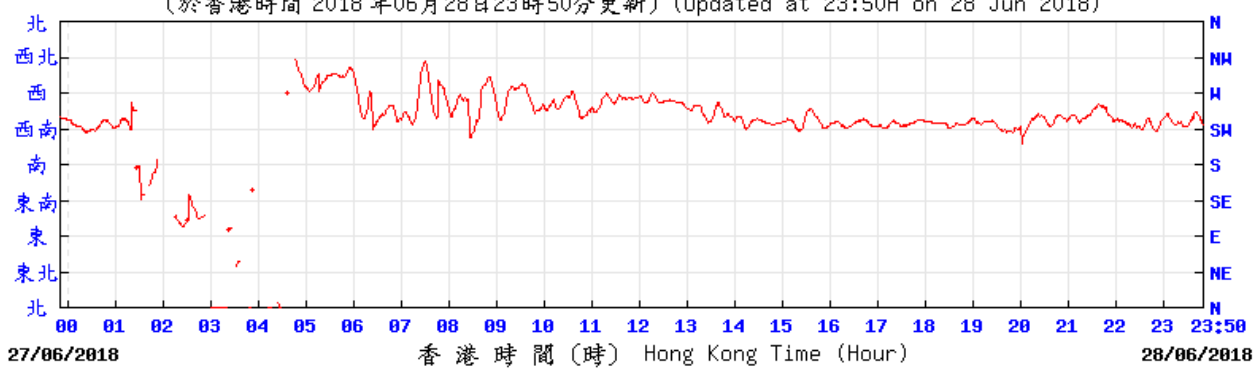
SEC

© 香港天文台 Hong Kong Observatory





(於香港時間 2018 年06月28日23時50分更新) (Updated at 23:50H on 28 Jun 2018)

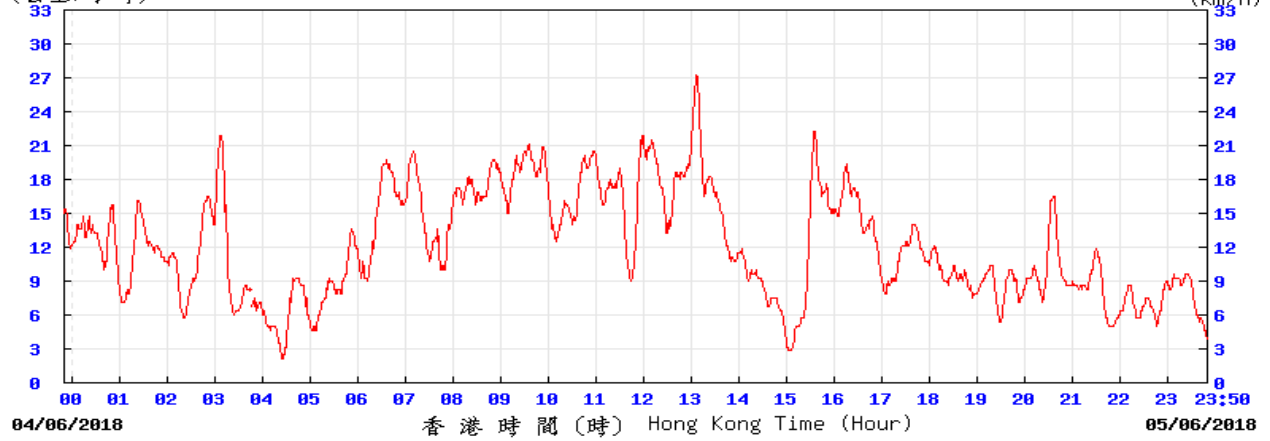


SEC

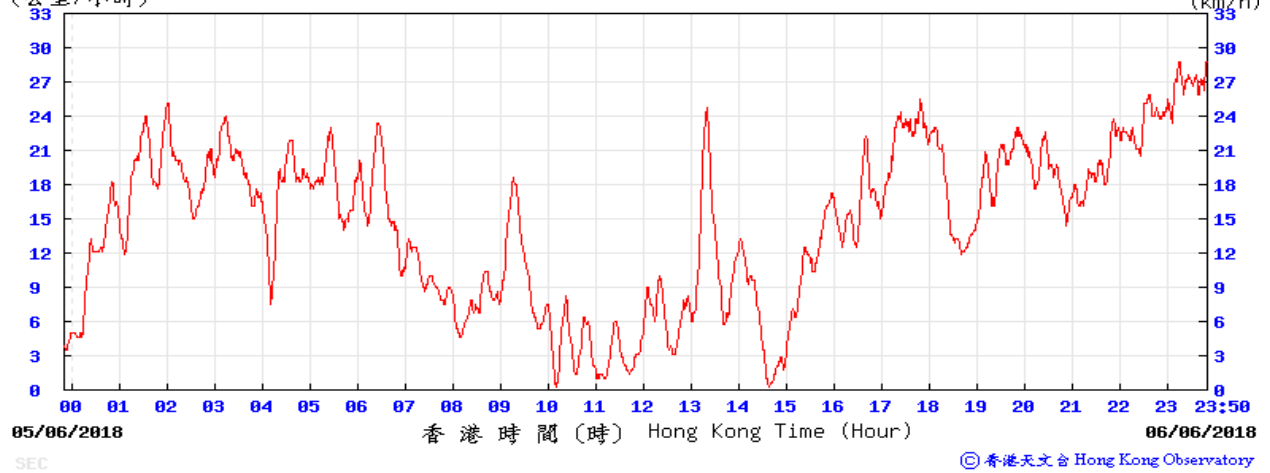
© 香港天文台 Hong Kong Observatory

Data of Wind Speed Extracted from Kai Tak Wind Station of the Hong Kong Observatory

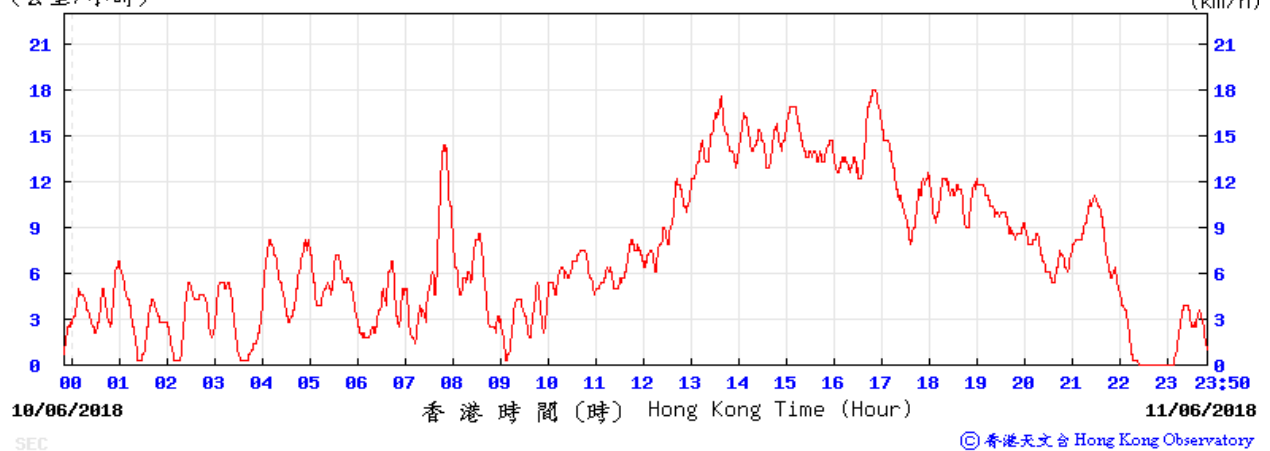
(公里/小時) (於香港時間 2018 年 6 月 5 日 23 時 50 分更新) (Updated at 23:50H on 5 Jun 2018)



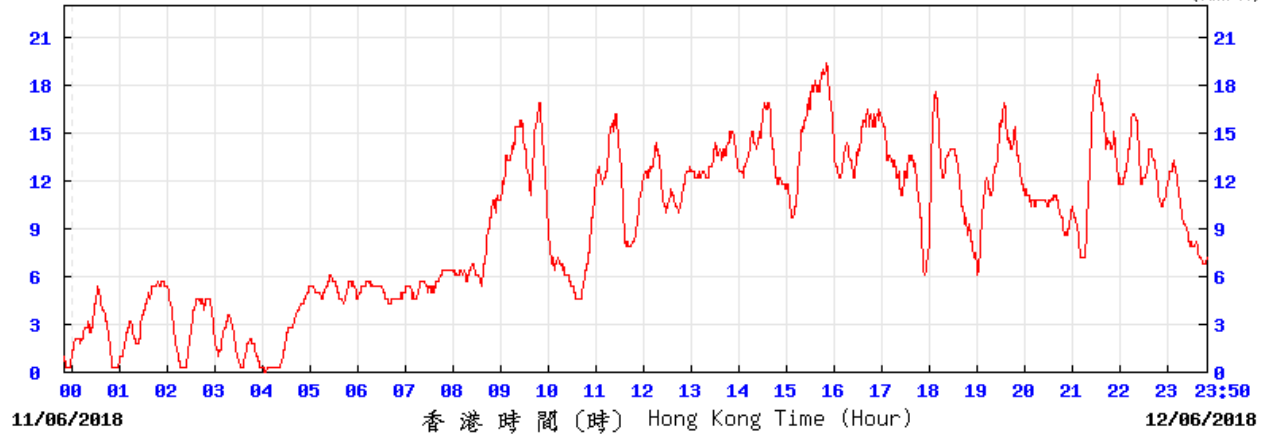
(公里/小時) (於香港時間 2018 年 6 月 6 日 23 時 50 分更新) (Updated at 23:50H on 6 Jun 2018)



(公里/小時) (於香港時間 2018 年 6 月 11 日 23 時 50 分更新) (Updated at 23:50H on 11 Jun 2018)



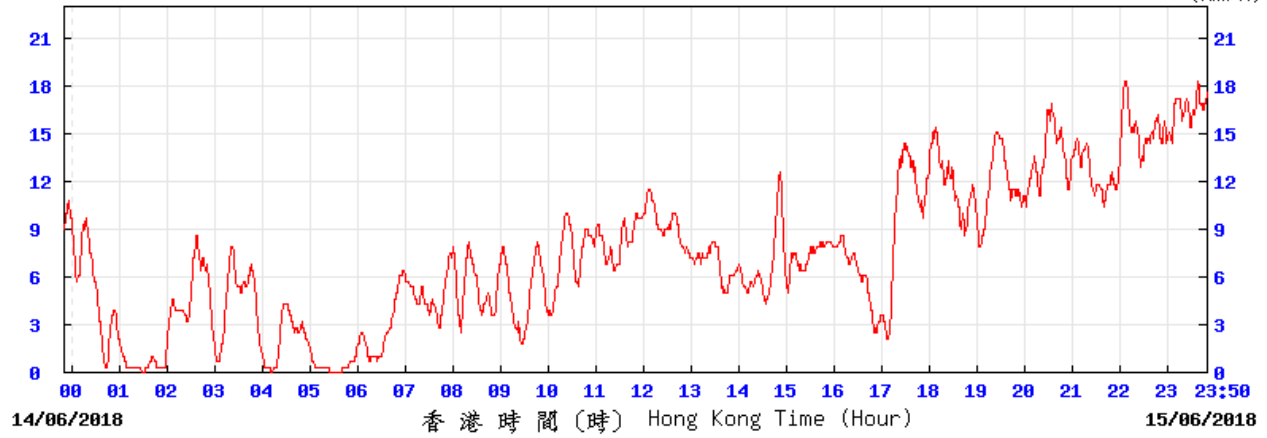
(公里/小時) (於香港時間 2018 年 6 月 12 日 23 時 50 分更新) (Updated at 23:50H on 12 Jun 2018) (km/h)



SEC

© 香港天文台 Hong Kong Observatory

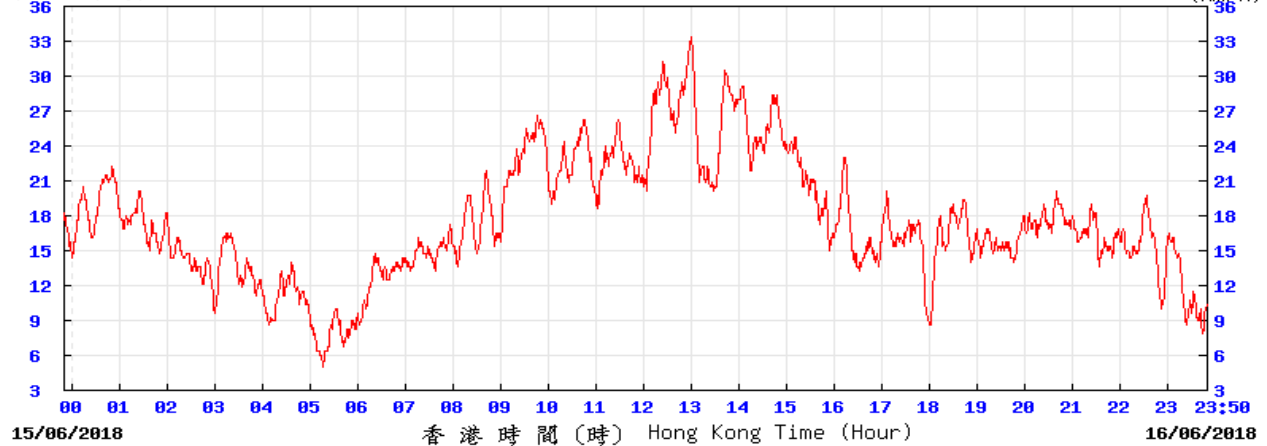
(公里/小時) (於香港時間 2018 年 6 月 15 日 23 時 50 分更新) (Updated at 23:50H on 15 Jun 2018) (km/h)



SEC

© 香港天文台 Hong Kong Observatory

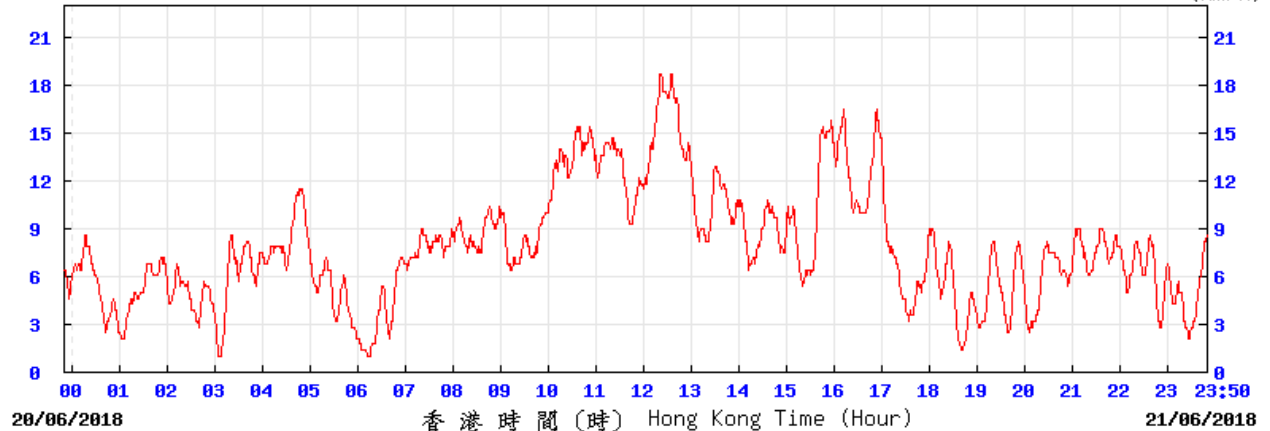
(公里/小時) (於香港時間 2018 年 6 月 16 日 23 時 50 分更新) (Updated at 23:50H on 16 Jun 2018) (km/h)



SEC

© 香港天文台 Hong Kong Observatory

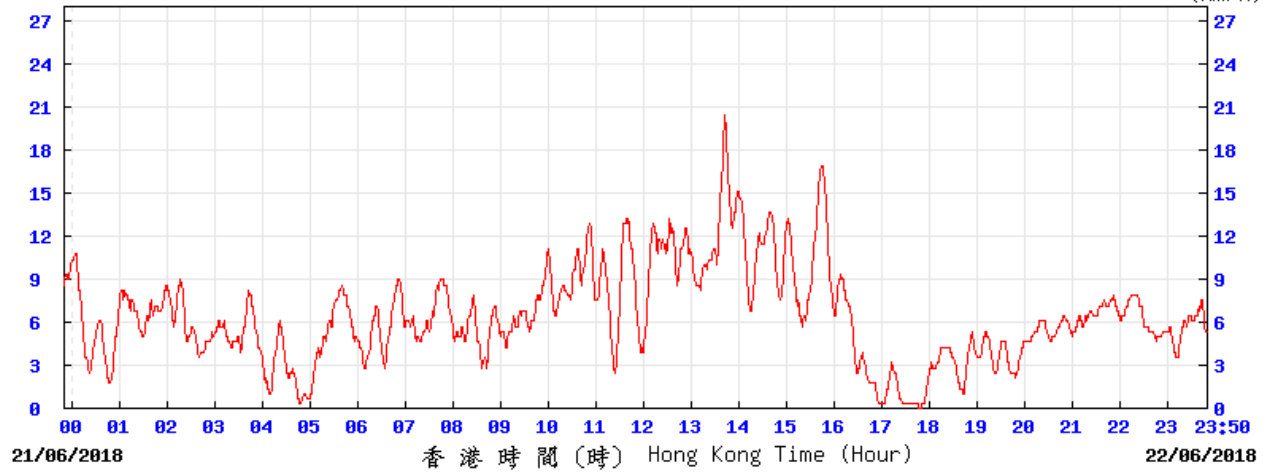
(公里/小時) (於香港時間 2018 年 6 月 21 日 23 時 50 分更新) (Updated at 23:50H on 21 Jun 2018) (km/h)



SEC

© 香港天文台 Hong Kong Observatory

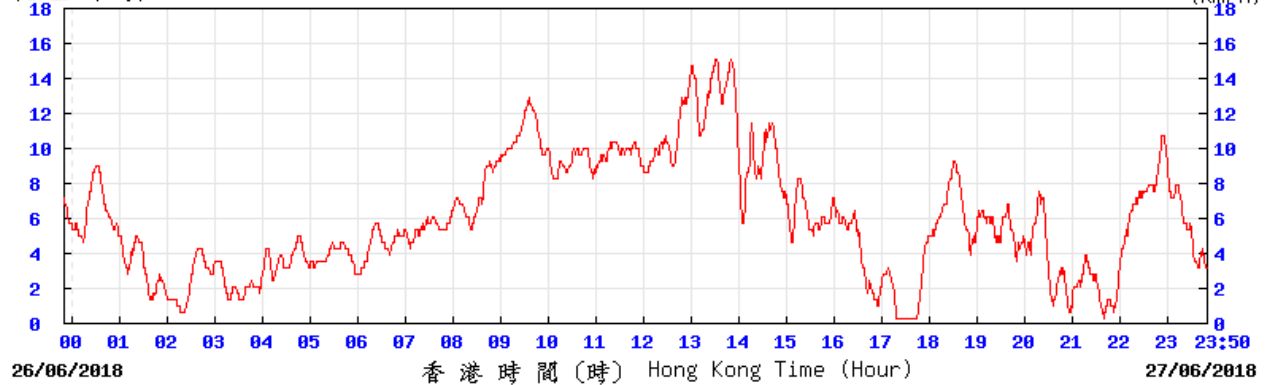
(公里/小時) (於香港時間 2018 年 6 月 22 日 23 時 50 分更新) (Updated at 23:50H on 22 Jun 2018) (km/h)



SEC

© 香港天文台 Hong Kong Observatory

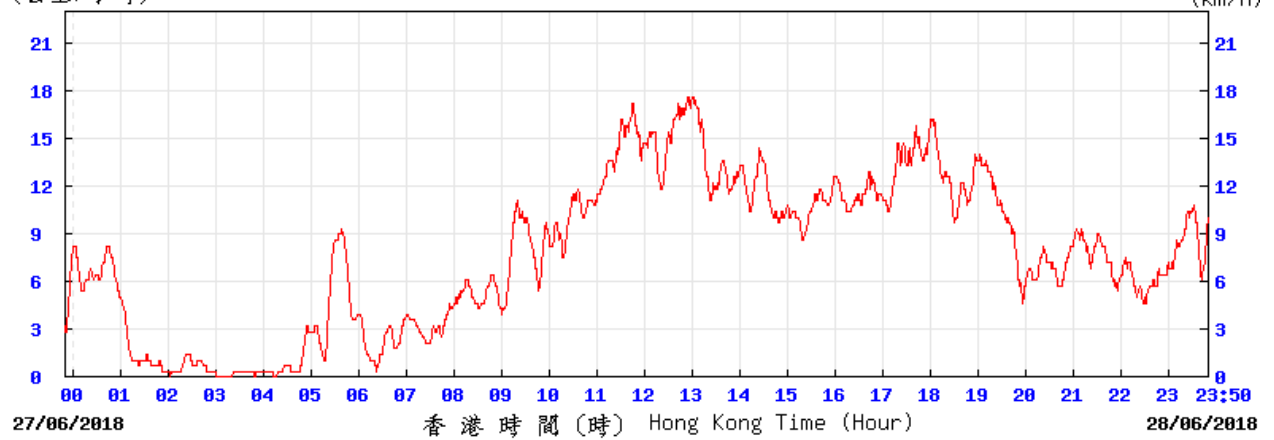
(公里/小時) (於香港時間 2018 年 6 月 27 日 23 時 50 分更新) (Updated at 23:50H on 27 Jun 2018) (km/h)



SEC

© 香港天文台 Hong Kong Observatory

(公里/小時) (於香港時間 2018 年 6月28日23時50分更新) (Updated at 23:50H on 28 Jun 2018)



27/06/2018

香港時間 (時) Hong Kong Time (Hour)

28/06/2018

SEC

© 香港天文台 Hong Kong Observatory